



NATIONAL CHAMPIONSHIP RACE MEETING

Silverstone National Circuit

7th & 8th May 2011



Results Provided by Timing Solutions Ltd
www.tsl-timing.com

BARC Tran-X Classic Clubmans Championship

QUALIFYING - RACE 3 - CLASSIFICATION

POS	NO	CL	NAME	ENTRY	TIME	ON	LAPS	GAP	DIFF	MPH
1	1	A	Mark CHARTERIS	Mallock Mk20/21	1:06.105	8	12			89.25
2	17	A	Peter HARPER	Mallock Mk18	1:08.160	7	10	2.055	2.055	86.56
3	4	A	Steven CHAPLIN	Phantom P79	1:09.795	4	11	3.690	1.635	84.53
4	50	B	Clive WOOD	Mallock Mk20	1:14.211	9	10	8.106	4.416	79.50
5	5	E	Phillip ALLEN	Phantom	1:14.642	9	10	8.537	0.431	79.04
6	58	B	Chris HART	Mallock Mk18b	1:15.017	7	10	8.912	0.375	78.65
7	67	B	Paul MARSHALL	Mallock Mk18b	1:15.673	4	10	9.568	0.656	77.97
8	45	B	Rob BEAZER	Mallock Mk18	1:16.890	3	4	10.785	1.217	76.73
9	44	B	Ian MITCHELL	IM Mk1	1:18.001	10	10	11.896	1.111	75.64
10	60	B	Trish HUNTER	Mallock Mk16	1:20.022	9	9	13.917	2.021	73.73
11	69	B	Alan DAVENPORT	Mallock Mk18	1:20.732	8	8	14.627	0.710	73.08
12	47	B	Mike SALES	Phantom P79	1:21.251	5	8	15.146	0.519	72.61
13	41	B	Martin GODDARD	Mallock Mk18	1:23.992	8	8	17.887	2.741	70.24
14	77	C	Robert YARWOOD	Mallock Mk8	1:27.607	5	5	21.502	3.615	67.35

Weather / Track : Rain / Wet

These results are provisional until the conclusion of any judicial and technical matters.

Silverstone National
Circuit Length = 1.6390 miles
Start: 09:50 End: 10:06

Clerk of Course :		Timekeeper :
-------------------	--	--------------

BARC Tran-X Classic Clubmans Championship
QUALIFYING - RACE 3 - LAP ANALYSIS

1	Mark CHARTERIS		A Mallock Mk20/21				
1 -	1:12.097	+ 5.992	9:53:39.685	7 -	1:09.601	+ 3.496	10:00:31.014
2 -	1:11.041	+ 4.936	9:54:50.726	8 -	1:06.105		10:01:37.119
3 -	1:08.931	+ 2.826	9:55:59.657	9 -	1:06.469	+ 0.364	10:02:43.588
4 -	1:08.061	+ 1.956	9:57:07.718	10 -	1:06.599	+ 0.494	10:03:50.187
5 -	1:07.329	+ 1.224	9:58:15.047	11 -	1:06.787	+ 0.682	10:04:56.974
6 -	1:06.366	+ 0.261	9:59:21.413	12 -	1:06.886	+ 0.781	10:06:03.860
4	Steven CHAPLIN		A Phantom P79				
1 -	1:14.489	+ 4.694	9:53:48.111	7 -	1:13.017	+ 3.222	10:00:59.619
2 -	1:15.520	+ 5.725	9:55:03.631	8 -	1:16.184	+ 6.389	10:02:15.803
3 -	1:11.188	+ 1.393	9:56:14.819	9 -	1:13.976	+ 4.181	10:03:29.779
4 -	1:09.795		9:57:24.614	10 -	1:11.377	+ 1.582	10:04:41.156
5 -	1:11.165	+ 1.370	9:58:35.779	11 -	1:11.618	+ 1.823	10:05:52.774
6 -	1:10.823	+ 1.028	9:59:46.602				
5	Phillip ALLEN		E Phantom				
1 -	1:22.273	+ 7.631	9:54:30.077	6 -	1:16.016	+ 1.374	10:00:54.158
2 -	1:17.720	+ 3.078	9:55:47.797	7 -	1:19.573	+ 4.931	10:02:13.731
3 -	1:17.102	+ 2.460	9:57:04.899	8 -	1:18.249	+ 3.607	10:03:31.980
4 -	1:16.817	+ 2.175	9:58:21.716	9 -	1:14.642		10:04:46.622
5 -	1:16.426	+ 1.784	9:59:38.142	10 -	1:16.168	+ 1.526	10:06:02.790
17	Peter HARPER		A Mallock Mk18				
1 -	1:12.368	+ 4.208	9:53:48.598	6 -	1:08.517	+ 0.357	9:59:49.371
2 -	1:18.204	+ 10.044	9:55:06.802	7 -	1:08.160		10:00:57.531
3 -	1:08.660	+ 0.500	9:56:15.462	8 -	1:10.539	+ 2.379	10:02:08.070
4 -	1:16.143	+ 7.983	9:57:31.605	9 -	1:08.515	+ 0.355	10:03:16.585
5 -	1:09.249	+ 1.089	9:58:40.854	10 -	1:25.582 P	+ 17.422	10:04:42.167
41	Martin GODDARD		B Mallock Mk18				
1 -	1:35.863	+ 11.871	9:54:47.431	5 -	1:31.280	+ 7.288	10:00:49.705
2 -	1:31.081	+ 7.089	9:56:18.512	6 -	1:27.198	+ 3.206	10:02:16.903
3 -	1:33.785	+ 9.793	9:57:52.297	7 -	1:24.485	+ 0.493	10:03:41.388
4 -	1:26.128	+ 2.136	9:59:18.425	8 -	1:23.992		10:05:05.380
44	Ian MITCHELL		B IM Mk1				
1 -	1:22.790	+ 4.789	9:54:20.094	6 -	1:18.077	+ 0.076	10:00:52.879
2 -	1:18.359	+ 0.358	9:55:38.453	7 -	1:20.489	+ 2.488	10:02:13.368
3 -	1:18.157	+ 0.156	9:56:56.610	8 -	1:19.642	+ 1.641	10:03:33.010
4 -	1:18.550	+ 0.549	9:58:15.160	9 -	1:18.544	+ 0.543	10:04:51.554
5 -	1:19.642	+ 1.641	9:59:34.802	10 -	1:18.001		10:06:09.555
45	Rob BEAZER		B Mallock Mk18				
1 -	1:17.615	+ 0.725	9:54:09.938	3 -	1:16.890		9:56:45.191
2 -	1:18.363	+ 1.473	9:55:28.301	4 -	1:40.808 P	+ 23.918	9:58:25.999
47	Mike SALES		B Phantom P79				
1 -	1:29.894	+ 8.643	9:56:02.290	5 -	1:21.251		10:01:31.578
2 -	1:22.875	+ 1.624	9:57:25.165	6 -	1:30.907	+ 9.656	10:03:02.485
3 -	1:22.678	+ 1.427	9:58:47.843	7 -	1:22.558	+ 1.307	10:04:25.043
4 -	1:22.484	+ 1.233	10:00:10.327	8 -	1:22.532	+ 1.281	10:05:47.575
50	Clive WOOD		B Mallock Mk20				
1 -	1:18.652	+ 4.441	9:54:15.408	6 -	1:15.547	+ 1.336	10:00:35.457
2 -	1:16.542	+ 2.331	9:55:31.950	7 -	1:15.638	+ 1.427	10:01:51.095
3 -	1:14.641	+ 0.430	9:56:46.591	8 -	1:14.402	+ 0.191	10:03:05.497
4 -	1:16.698	+ 2.487	9:58:03.289	9 -	1:14.211		10:04:19.708
5 -	1:16.621	+ 2.410	9:59:19.910	10 -	1:16.043	+ 1.832	10:05:35.751

Weather / Track : Rain / Wet

Silverstone National
 Circuit Length = 1.6390 miles
 Start: 09:50 End: 10:06

BARC Tran-X Classic Clubmans Championship
QUALIFYING - RACE 3 - LAP ANALYSIS


58	Chris HART	B Mallock Mk18b					
1 -	1:19.668	+ 4.651	9:54:19.679	6 -	1:15.432	+ 0.415	10:00:39.853
2 -	1:15.432	+ 0.415	9:55:35.111	7 -	1:15.017		10:01:54.870
3 -	1:15.523	+ 0.506	9:56:50.634	8 -	1:15.202	+ 0.185	10:03:10.072
4 -	1:17.311	+ 2.294	9:58:07.945	9 -	1:15.108	+ 0.091	10:04:25.180
5 -	1:16.476	+ 1.459	9:59:24.421	10 -	1:16.087	+ 1.070	10:05:41.267
60	Trish HUNTER	B Mallock Mk16					
1 -	1:27.479	+ 7.457	9:54:22.593	6 -	1:21.646	+ 1.624	10:01:19.159
2 -	1:24.735	+ 4.713	9:55:47.328	7 -	1:20.847	+ 0.825	10:02:40.006
3 -	1:25.376	+ 5.354	9:57:12.704	8 -	1:20.456	+ 0.434	10:04:00.462
4 -	1:22.907	+ 2.885	9:58:35.611	9 -	1:20.022		10:05:20.484
5 -	1:21.902	+ 1.880	9:59:57.513				
67	Paul MARSHALL	B Mallock Mk18b					
1 -	1:23.876	+ 8.203	9:54:07.796	6 -	1:17.170	+ 1.497	10:00:34.893
2 -	1:20.185	+ 4.512	9:55:27.981	7 -	1:18.313	+ 2.640	10:01:53.206
3 -	1:16.294	+ 0.621	9:56:44.275	8 -	1:18.964	+ 3.291	10:03:12.170
4 -	1:15.673		9:57:59.948	9 -	1:21.341	+ 5.668	10:04:33.511
5 -	1:17.775	+ 2.102	9:59:17.723	10 -	1:18.133	+ 2.460	10:05:51.644
69	Alan DAVENPORT	B Mallock Mk18					
1 -	1:25.625	+ 4.893	9:53:58.886	5 -	2:25.325	+ 1:04.593	10:00:48.508
2 -	1:22.661	+ 1.929	9:55:21.547	6 -	1:34.604 P	+ 13.872	10:02:23.112
3 -	1:23.409	+ 2.677	9:56:44.956	7 -	2:14.206	+ 53.474	10:04:37.318
4 -	1:38.227 P	+ 17.495	9:58:23.183	8 -	1:20.732		10:05:58.050
77	Robert YARWOOD	C Mallock Mk8					
1 -	1:36.450	+ 8.843	9:59:36.434	4 -	1:28.054	+ 0.447	10:04:08.910
2 -	1:33.748	+ 6.141	10:01:10.182	5 -	1:27.607		10:05:36.517
3 -	1:30.674	+ 3.067	10:02:40.856				

Weather / Track : Rain / Wet

Silverstone National
 Circuit Length = 1.6390 miles
 Start: 09:50 End: 10:06

BARC Tran-X Classic Clubmans Championship

RACE 3 - GRID

ROW 7	1:27.607 77 Robert YARWOOD	1:23.992 41 Martin GODDARD
ROW 6	1:21.251 47 Mike SALES	1:20.732 69 Alan DAVENPORT
ROW 5	1:20.022 60 Trish HUNTER	1:18.001 44 Ian MITCHELL
ROW 4	1:16.890 45 Rob BEAZER	1:15.673 67 Paul MARSHALL
ROW 3	1:15.017 58 Chris HART	1:14.642 5 Phillip ALLEN
ROW 2	1:14.211 50 Clive WOOD	1:09.795 4 Steven CHAPLIN
ROW 1	1:08.160 17 Peter HARPER	1:06.105 1 Mark CHARTERIS
Pole		
		

Silverstone National
Circuit Length = 1.6390 miles

These results are provisional until the conclusion of any judicial and technical matters.

Clerk of Course :		Timekeeper :
-------------------	--	--------------

BARC Tran-X Classic Clubmans Championship

RACE 3 - CLASSIFICATION

POS	NO	CL	NAME	ENTRY	LAPS	TIME	GAP	DIFF	MPH	BEST	ON
1	1	A	Mark CHARTERIS	Mallock Mk20/21	16	16:06.816			97.64	59.161	3
2	17	A	Peter HARPER	Mallock Mk18	16	16:25.349	18.533	18.533	95.80	59.090	3
3	4	A	Steven CHAPLIN	Phantom P79	16	16:25.896	19.080	0.547	95.75	1:00.856	2
4	50	B	Clive WOOD	Mallock Mk20	15	16:49.156	1 lap	1 lap	87.70	1:05.257	4
5	45	B	Rob BEAZER	Mallock Mk18	15	17:01.917	1 lap	12.761	86.60	1:07.153	5
6	58	B	Chris HART	Mallock Mk18b	15	17:07.388	1 lap	5.471	86.14	1:07.421	13
7	5	E	Phillip ALLEN	Phantom	15	17:08.725	1 lap	1.337	86.03	1:07.195	6
8	69	B	Alan DAVENPORT	Mallock Mk18	14	16:11.809	2 laps	1 lap	85.00	1:06.679	9
9	44	B	Ian MITCHELL	IM Mk1	14	16:25.787	2 laps	13.978	83.79	1:08.461	5
10	77	C	Robert YARWOOD	Mallock Mk8	14	16:49.307	2 laps	23.520	81.84	1:07.941	5
11	41	B	Martin GODDARD	Mallock Mk18	14	16:55.546	2 laps	6.239	81.34	1:08.900	5
12	60	B	Trish HUNTER	Mallock Mk16	13	16:26.815	3 laps	1 lap	77.72	1:11.833	11

NOT CLASSIFIED

DNF	47	B	Mike SALES	Phantom P79	12	14:07.450	4 laps	1 lap	83.54	1:08.596	5
DNF	67	B	Paul MARSHALL	Mallock Mk18b	5	6:12.840	11 laps	7 laps	79.12	1:10.386	3

FASTEST LAP

17	A	Peter HARPER	Mallock Mk18	3	59.090	99.85 mph	160.69 kph
50	B	Clive WOOD	Mallock Mk20	4	1:05.257	90.41 mph	145.51 kph
5	E	Phillip ALLEN	Phantom	6	1:07.195	87.80 mph	141.31 kph
77	C	Robert YARWOOD	Mallock Mk8	5	1:07.941	86.84 mph	139.76 kph

Weather / Track : Cloudy / Dry

These results are provisional until the conclusion of any judicial and technical matters.

Silverstone National
Circuit Length = 1.6390 miles
Start: 13:48 End: 14:05

Clerk of Course :	Timekeeper :
-------------------	--------------

BARC Tran-X Classic Clubmans Championship
RACE 3 - LAP CHART

Lap 1			Lap 2			Lap 3			Lap 4			Lap 5		
No	Behind	Laptime	No	Behind	Laptime	No	Behind	Laptime	No	Behind	Laptime	No	Behind	Laptime
17		1:03.477	17		1:00.120	17		59.090	17		59.229	17		59.615
1	0.374	1:03.851	1	0.313	1:00.059	1	0.384	59.161	1	0.566	59.411	1	0.520	59.569
4	1.262	1:04.739	4	1.998	1:00.856	4	3.944	1:01.036	4	6.440	1:01.725	4	8.080	1:01.255
50	8.093	1:11.570	50	14.978	1:07.005	50	22.171	1:06.283	60	1 LAP	1:15.533	60	1 LAP	1:14.457
45	10.092	1:13.569	45	18.320	1:08.348	45	27.063	1:07.833	50	28.199	1:05.257	50	34.879	1:06.295
5	10.331	1:13.808	5	18.690	1:08.479	5	28.127	1:08.527	45	35.411	1:07.577	45	42.949	1:07.153
58	11.213	1:14.690	58	19.844	1:08.751	58	28.755	1:08.001	5	36.987	1:08.089	5	44.604	1:07.232
44	13.349	1:16.826	44	24.125	1:10.896	77	35.137	1:08.403	58	37.308	1:07.782	58	45.222	1:07.529
77	16.293	1:19.770	77	25.824	1:09.651	44	35.270	1:10.235	77	44.000	1:08.092	77	52.326	1:07.941
47	17.283	1:20.760	47	27.698	1:10.535	69	38.960	1:10.211	44	46.559	1:10.518	44	55.405	1:08.461
69	17.650	1:21.127	69	27.839	1:10.309	47	39.369	1:10.761	69	48.105	1:08.374	69	55.540	1:07.050
67	18.092	1:21.569	41	29.372	1:11.283	41	40.009	1:09.727	47	49.357	1:09.217	47	58.338	1:08.596
41	18.209	1:21.686	67	30.418	1:12.446	67	41.714	1:10.386	41	50.857	1:10.077			
60	34.441	1:37.918	60	50.640	1:16.319				67	53.617	1:11.132			

Weather / Track : Cloudy / Dry

Silverstone National
 Circuit Length = 1.6390 miles
 Start: 13:48 End: 14:05

BARC Tran-X Classic Clubmans Championship
RACE 3 - LAP CHART

Lap 6			Lap 7			Lap 8			Lap 9			Lap 10		
No	Behind	Laptime	No	Behind	Laptime	No	Behind	Laptime	No	Behind	Laptime	No	Behind	Laptime
17		59.361	17		1:00.921	17		59.571	17		1:00.018	1		1:00.028
41	1 LAP	1:08.900	77	1 LAP	1:08.370	5	1 LAP	1:08.720	1	0.048	59.371	17	0.288	1:00.364
1	0.871	59.712	1	0.450	1:00.500	1	0.695	59.816	60	2 LAPS	1:13.836	45	1 LAP	1:08.656
4	9.907	1:01.188	69	1 LAP	1:10.038	58	1 LAP	1:08.639	45	1 LAP	1:07.740	4	15.686	1:02.018
67	1 LAP	1:17.307 P	44	1 LAP	1:10.515	77	1 LAP	1:08.254	5	1 LAP	1:07.569	5	1 LAP	1:09.148
60	1 LAP	1:13.695	47	1 LAP	1:08.899	4	12.353	1:01.019	58	1 LAP	1:07.957	58	1 LAP	1:08.099
50	41.593	1:06.075	4	10.905	1:01.919	69	1 LAP	1:08.377	4	13.744	1:01.409	60	2 LAPS	1:14.685
45	50.771	1:07.183	41	1 LAP	1:17.818	47	1 LAP	1:08.597	77	1 LAP	1:09.278	77	1 LAP	1:07.986
5	52.438	1:07.195	50	46.880	1:06.208	44	1 LAP	1:10.020	69	1 LAP	1:07.118	69	1 LAP	1:06.679
58	53.298	1:07.437	60	1 LAP	1:14.406	41	1 LAP	1:12.028	47	1 LAP	1:08.947	47	1 LAP	1:08.829
			45	57.389	1:07.539	50	53.241	1:05.932	44	1 LAP	1:09.818	44	1 LAP	1:08.971
									41	1 LAP	1:11.715	41	1 LAP	1:11.503
									50	59.538	1:06.315			

Weather / Track : Cloudy / Dry

Silverstone National
 Circuit Length = 1.6390 miles
 Start: 13:48 End: 14:05

BARC Tran-X Classic Clubmans Championship
RACE 3 - LAP CHART

Lap 11			Lap 12			Lap 13			Lap 14			Lap 15		
No	Behind	Laptime	No	Behind	Laptime	No	Behind	Laptime	No	Behind	Laptime	No	Behind	Laptime
1		59.987	1		59.735	1		1:00.632	1		1:01.220	1		1:00.771
17	0.158	59.857	41	2 LAPS	1:11.624	41	2 LAPS	1:13.249	44	2 LAPS	1:09.395	60	3 LAPS	1:12.828
50	1 LAP	1:07.466	50	1 LAP	1:07.997	17	18.537	1:03.565	47	2 LAPS	1:14.441	44	2 LAPS	1:10.451
4	17.242	1:01.543	17	15.604	1:15.181	4	20.006	1:01.324	17	18.710	1:01.393	77	2 LAPS	1:21.969
45	1 LAP	1:07.365	4	19.314	1:01.807	50	1 LAP	1:07.951	4	20.153	1:01.367	17	19.761	1:01.822
5	1 LAP	1:08.460	45	1 LAP	1:07.608	45	1 LAP	1:07.527	50	1 LAP	1:07.049	4	21.069	1:01.687
58	1 LAP	1:08.450	5	1 LAP	1:08.299	58	1 LAP	1:07.699	41	2 LAPS	1:11.952	50	1 LAP	1:09.268
60	2 LAPS	1:12.807	58	1 LAP	1:08.292	5	1 LAP	1:08.283	45	1 LAP	1:07.728	41	2 LAPS	1:12.656
77	1 LAP	1:08.063	77	1 LAP	1:09.246	77	1 LAP	1:09.433	58	1 LAP	1:07.421	45	1 LAP	1:08.562
69	1 LAP	1:07.260	69	1 LAP	1:09.014	69	1 LAP	1:09.380	5	1 LAP	1:07.822	58	1 LAP	1:08.442
47	1 LAP	1:09.041	60	2 LAPS	1:13.270	60	2 LAPS	1:11.833	69	1 LAP	1:07.798	5	1 LAP	1:09.049
44	1 LAP	1:08.784	47	1 LAP	1:08.827									
			44	1 LAP	1:09.420									

Weather / Track : Cloudy / Dry

Silverstone National
 Circuit Length = 1.6390 miles
 Start: 13:48 End: 14:05

BARC Tran-X Classic Clubmans Championship

RACE 3 - LAP CHART

Lap 16		
No	Behind	Laptime
1		1:02.993
69	2 LAPS	1:09.074
17	18.533	1:01.765
44	2 LAPS	1:11.477
4	19.080	1:01.004
60	3 LAPS	1:15.228
50	1 LAP	1:08.485
77	2 LAPS	1:32.851
41	2 LAPS	1:11.328
45	1 LAP	1:07.529
58	1 LAP	1:08.199
5	1 LAP	1:08.045

Weather / Track : Cloudy / Dry

Silverstone National
Circuit Length = 1.6390 miles
Start: 13:48 End: 14:05

BARC Tran-X Classic Clubmans Championship

QUALIFYING - RACE 14 - CLASSIFICATION

POS	NO	CL	NAME	ENTRY	TIME	ON	LAPS	GAP	DIFF	MPH
1	1	A	Mark CHARTERIS	Mallock Mk20/21	1:03.069	13	13			93.55
2	4	A	Steven CHAPLIN	Phantom P79	1:07.725	12	12	4.656	4.656	87.12
3	17	A	Peter HARPER	Mallock Mk18	1:10.700	9	11	7.631	2.975	83.45
4	58	B	Chris HART	Mallock Mk18b	1:11.793	11	11	8.724	1.093	82.18
5	45	B	Rob BEAZER	Mallock Mk18	1:13.760	5	6	10.691	1.967	79.99
6	5	E	Phillip ALLEN	Phantom	1:14.230	11	11	11.161	0.470	79.48
7	44	B	Ian MITCHELL	IM Mk1	1:14.306	5	7	11.237	0.076	79.40
8	69	B	Alan DAVENPORT	Mallock Mk18	1:14.516	10	11	11.447	0.210	79.18
9	41	B	Martin GODDARD	Mallock Mk18	1:14.640	11	11	11.571	0.124	79.05
10	50	B	Clive WOOD	Mallock Mk20	1:15.125	5	6	12.056	0.485	78.54
11	67	B	Paul MARSHALL	Mallock Mk18b	1:16.454	9	10	13.385	1.329	77.17
12	60	B	John HUNTER	Mallock Mk16	1:18.494	7	10	15.425	2.040	75.16
13	77	C	Robert YARWOOD	Mallock Mk8	1:20.313	4	5	17.244	1.819	73.46

Weather / Track : Cloudy / Damp

These results are provisional until the conclusion of any judicial and technical matters.

Silverstone National
Circuit Length = 1.6390 miles
Start: 09:00 End: 09:16

Clerk of Course :

Timekeeper :

BARC Tran-X Classic Clubmans Championship

QUALIFYING - RACE 14 - LAP ANALYSIS

1	Mark CHARTERIS		A Mallock Mk20/21				
1 -	1:12.782	+ 9.713	9:03:03.434	8 -	1:03.768	+ 0.699	9:10:42.838
2 -	1:08.085	+ 5.016	9:04:11.519	9 -	1:03.958	+ 0.889	9:11:46.796
3 -	1:07.328	+ 4.259	9:05:18.847	10 -	1:04.079	+ 1.010	9:12:50.875
4 -	1:05.019	+ 1.950	9:06:23.866	11 -	1:03.799	+ 0.730	9:13:54.674
5 -	1:04.790	+ 1.721	9:07:28.656	12 -	1:03.374	+ 0.305	9:14:58.048
6 -	1:04.830	+ 1.761	9:08:33.486	13 -	1:03.069		9:16:01.117
7 -	1:05.584	+ 2.515	9:09:39.070				
4	Steven CHAPLIN		A Phantom P79				
1 -	1:20.381	+ 12.656	9:03:20.585	7 -	1:10.391	+ 2.666	9:10:35.497
2 -	1:15.135	+ 7.410	9:04:35.720	8 -	1:08.756	+ 1.031	9:11:44.253
3 -	1:12.930	+ 5.205	9:05:48.650	9 -	1:10.735	+ 3.010	9:12:54.988
4 -	1:11.604	+ 3.879	9:07:00.254	10 -	1:08.973	+ 1.248	9:14:03.961
5 -	1:14.308	+ 6.583	9:08:14.562	11 -	1:08.656	+ 0.931	9:15:12.617
6 -	1:10.544	+ 2.819	9:09:25.106	12 -	1:07.725		9:16:20.342
5	Phillip ALLEN		E Phantom				
1 -	1:19.299	+ 5.069	9:03:28.920	7 -	1:15.899	+ 1.669	9:11:12.592
2 -	1:19.830	+ 5.600	9:04:48.750	8 -	1:15.641	+ 1.411	9:12:28.233
3 -	1:18.678	+ 4.448	9:06:07.428	9 -	1:14.717	+ 0.487	9:13:42.950
4 -	1:16.787	+ 2.557	9:07:24.215	10 -	1:14.774	+ 0.544	9:14:57.724
5 -	1:16.242	+ 2.012	9:08:40.457	11 -	1:14.230		9:16:11.954
6 -	1:16.236	+ 2.006	9:09:56.693				
17	Peter HARPER		A Mallock Mk18				
1 -	1:24.555	+ 13.855	9:03:39.384	7 -	1:11.555	+ 0.855	9:10:59.649
2 -	1:15.018	+ 4.318	9:04:54.402	8 -	1:12.096	+ 1.396	9:12:11.745
3 -	1:15.233	+ 4.533	9:06:09.635	9 -	1:10.700		9:13:22.445
4 -	1:13.185	+ 2.485	9:07:22.820	10 -	1:19.246	+ 8.546	9:14:41.691
5 -	1:12.692	+ 1.992	9:08:35.512	11 -	1:35.733 P	+ 25.033	9:16:17.424
6 -	1:12.582	+ 1.882	9:09:48.094				
41	Martin GODDARD		B Mallock Mk18				
1 -	1:27.691	+ 13.051	9:03:46.447	7 -	1:17.882	+ 3.242	9:11:39.341
2 -	1:22.199	+ 7.559	9:05:08.646	8 -	1:15.168	+ 0.528	9:12:54.509
3 -	1:21.335	+ 6.695	9:06:29.981	9 -	1:15.844	+ 1.204	9:14:10.353
4 -	1:16.383	+ 1.743	9:07:46.364	10 -	1:15.615	+ 0.975	9:15:25.968
5 -	1:17.133	+ 2.493	9:09:03.497	11 -	1:14.640		9:16:40.608
6 -	1:17.962	+ 3.322	9:10:21.459				
44	Ian MITCHELL		B IM Mk1				
1 -	1:20.377	+ 6.071	9:03:25.471	5 -	1:14.306		9:08:28.804
2 -	1:18.654	+ 4.348	9:04:44.125	6 -	1:17.348	+ 3.042	9:09:46.152
3 -	1:16.042	+ 1.736	9:06:00.167	7 -	1:26.973 P	+ 12.667	9:11:13.125
4 -	1:14.331	+ 0.025	9:07:14.498				
45	Rob BEAZER		B Mallock Mk18				
1 -	1:18.898	+ 5.138	9:03:25.209	4 -	1:14.434	+ 0.674	9:07:13.362
2 -	1:17.980	+ 4.220	9:04:43.189	5 -	1:13.760		9:08:27.122
3 -	1:15.739	+ 1.979	9:05:58.928	6 -	1:29.170 P	+ 15.410	9:09:56.292
50	Clive WOOD		B Mallock Mk20				
1 -	1:26.742	+ 11.617	9:06:14.851	4 -	2:40.668	+ 1:25.543	9:11:42.070
2 -	1:18.691	+ 3.566	9:07:33.542	5 -	1:15.125		9:12:57.195
3 -	1:27.860 P	+ 12.735	9:09:01.402	6 -	1:26.944 P	+ 11.819	9:14:24.139
58	Chris HART		B Mallock Mk18b				
1 -	1:17.813	+ 6.020	9:03:36.656	7 -	1:12.753	+ 0.960	9:10:57.090
2 -	1:14.635	+ 2.842	9:04:51.291	8 -	1:13.077	+ 1.284	9:12:10.167
3 -	1:13.495	+ 1.702	9:06:04.786	9 -	1:13.463	+ 1.670	9:13:23.630

Weather / Track : Cloudy / Damp

Silverstone National
Circuit Length = 1.6390 miles
Start: 09:00 End: 09:16

BARC Tran-X Classic Clubmans Championship
QUALIFYING - RACE 14 - LAP ANALYSIS


4 -	1:13.328	+ 1.535	9:07:18.114	10 -	1:13.107	+ 1.314	9:14:36.737
5 -	1:12.710	+ 0.917	9:08:30.824	11 -	1:11.793		9:15:48.530
6 -	1:13.513	+ 1.720	9:09:44.337				
60	John HUNTER B Mallock Mk16						
1 -	1:23.862	+ 5.368	9:03:24.705	6 -	1:18.559	+ 0.065	9:10:20.961
2 -	1:22.138	+ 3.644	9:04:46.843	7 -	1:18.494		9:11:39.455
3 -	1:36.189	+ 17.695	9:06:23.032	8 -	1:19.206	+ 0.712	9:12:58.661
4 -	1:19.756	+ 1.262	9:07:42.788	9 -	1:22.086	+ 3.592	9:14:20.747
5 -	1:19.614	+ 1.120	9:09:02.402	10 -	1:33.268 P	+ 14.774	9:15:54.015
67	Paul MARSHALL B Mallock Mk18b						
1 -	1:36.946	+ 20.492	9:04:07.581	6 -	1:17.572	+ 1.118	9:10:57.427
2 -	1:28.522	+ 12.068	9:05:36.103	7 -	1:18.007	+ 1.553	9:12:15.434
3 -	1:21.800	+ 5.346	9:06:57.903	8 -	1:17.654	+ 1.200	9:13:33.088
4 -	1:22.413	+ 5.959	9:08:20.316	9 -	1:16.454		9:14:49.542
5 -	1:19.539	+ 3.085	9:09:39.855	10 -	1:16.573	+ 0.119	9:16:06.115
69	Alan DAVENPORT B Mallock Mk18						
1 -	1:21.581	+ 7.065	9:03:23.618	7 -	1:16.401	+ 1.885	9:11:11.774
2 -	1:17.184	+ 2.668	9:04:40.802	8 -	1:15.934	+ 1.418	9:12:27.708
3 -	1:18.609	+ 4.093	9:05:59.411	9 -	1:17.510	+ 2.994	9:13:45.218
4 -	1:20.129	+ 5.613	9:07:19.540	10 -	1:14.516		9:14:59.734
5 -	1:17.900	+ 3.384	9:08:37.440	11 -	1:14.666	+ 0.150	9:16:14.400
6 -	1:17.933	+ 3.417	9:09:55.373				
77	Robert YARWOOD C Mallock Mk8						
1 -	1:27.151	+ 6.838	9:03:54.913	4 -	1:20.313		9:08:02.263
2 -	1:23.952	+ 3.639	9:05:18.865	5 -	1:27.927 P	+ 7.614	9:09:30.190
3 -	1:23.085	+ 2.772	9:06:41.950				

Weather / Track : Cloudy / Damp

Silverstone National
 Circuit Length = 1.6390 miles
 Start: 09:00 End: 09:16

BARC Tran-X Classic Clubmans Championship

RACE 14 - GRID

ROW 7		1:20.313 77 Robert YARWOOD
ROW 6	1:18.494 60 John HUNTER	1:16.454 67 Paul MARSHALL
ROW 5	1:15.125 50 Clive WOOD	1:14.640 41 Martin GODDARD
ROW 4	1:14.516 69 Alan DAVENPORT	1:14.306 44 Ian MITCHELL
ROW 3	1:14.230 5 Phillip ALLEN	1:13.760 45 Rob BEAZER
ROW 2	1:11.793 58 Chris HART	1:10.700 17 Peter HARPER
ROW 1	1:07.725 4 Steven CHAPLIN	1:03.069 1 Mark CHARTERIS
Pole		
		

Silverstone National
Circuit Length = 1.6390 miles

Clerk of Course :

Timekeeper :

BARC Tran-X Classic Clubmans Championship

RACE 14 - CLASSIFICATION

POS	NO	CL	NAME	ENTRY	LAPS	TIME	GAP	DIFF	MPH	BEST	ON
1	1	A	Mark CHARTERIS	Mallock Mk20/21	16	16:05.000			97.82	59.481	8
2	17	A	Peter HARPER	Mallock Mk18	16	16:14.470	9.470	9.470	96.87	59.278	3
3	4	A	Steven CHAPLIN	Phantom P79	16	16:20.007	15.007	5.537	96.33	1:00.663	15
4	50	B	Clive WOOD	Mallock Mk20	15	16:57.577	1 lap	1 lap	86.97	1:06.477	6
5	58	B	Chris HART	Mallock Mk18b	15	16:57.870	1 lap	0.293	86.95	1:06.519	6
6	45	B	Rob BEAZER	Mallock Mk18	15	16:58.103	1 lap	0.233	86.93	1:06.788	15
7	67	B	Paul MARSHALL	Mallock Mk18b	14	16:08.128	2 laps	1 lap	85.32	1:07.980	10
8	5	E	Phillip ALLEN	Phantom	14	16:13.471	2 laps	5.343	84.85	1:08.014	5
9	69	B	Alan DAVENPORT	Mallock Mk18	14	16:16.185	2 laps	2.714	84.62	1:07.753	6
10	44	B	Ian MITCHELL	IM Mk1	14	16:31.310	2 laps	15.125	83.32	1:08.606	4
11	60	B	John HUNTER	Mallock Mk16	14	16:41.835	2 laps	10.525	82.45	1:09.177	14
12	41	B	Martin GODDARD	Mallock Mk18	14	17:07.426	2 laps	25.591	80.40	1:09.172	4

NOT CLASSIFIED

DNF	77	C	Robert YARWOOD	Mallock Mk8	5	5:52.906	11 laps	9 laps	83.59	1:08.351	3
-----	----	---	----------------	-------------	---	----------	---------	--------	-------	----------	---

FASTEST LAP

17	A	Peter HARPER	Mallock Mk18	3	59.278	99.53 mph	160.18 kph
50	B	Clive WOOD	Mallock Mk20	6	1:06.477	88.75 mph	142.84 kph
5	E	Phillip ALLEN	Phantom	5	1:08.014	86.75 mph	139.61 kph
77	C	Robert YARWOOD	Mallock Mk8	3	1:08.351	86.32 mph	138.92 kph

Weather / Track : Cloudy / Dry

These results are provisional until the conclusion of any judicial and technical matters.

Silverstone National
Circuit Length = 1.6390 miles
Start: 14:10 End: 14:27

Clerk of Course :	Timekeeper :
-------------------	--------------

BARC Tran-X Classic Clubmans Championship
RACE 14 - LAP CHART

Lap 1			Lap 2			Lap 3			Lap 4			Lap 5		
No	Behind	Laptime	No	Behind	Laptime	No	Behind	Laptime	No	Behind	Laptime	No	Behind	Laptime
17		1:03.643	17		59.825	17		59.278	17		1:00.917	17		59.470
4	0.416	1:04.059	1	0.864	59.834	1	2.501	1:00.915	1	1.660	1:00.076	1	1.803	59.613
1	0.855	1:04.498	4	1.945	1:01.354	4	3.581	1:00.914	41	1 LAP	1:39.356	4	4.930	1:00.834
58	9.729	1:13.372	50	18.324	1:07.916	50	26.737	1:07.691	4	3.566	1:00.902	41	1 LAP	1:09.172
45	9.970	1:13.613	58	18.329	1:08.425	58	27.121	1:08.070	50	32.517	1:06.697	50	40.041	1:06.994
50	10.233	1:13.876	45	19.006	1:08.861	45	27.952	1:08.224	58	33.306	1:07.102	58	40.691	1:06.855
5	11.578	1:15.221	5	21.318	1:09.565	5	30.525	1:08.485	45	33.854	1:06.819	45	41.509	1:07.125
67	12.903	1:16.546	67	22.830	1:09.752	67	31.912	1:08.360	5	37.914	1:08.306	5	46.458	1:08.014
69	13.309	1:16.952	41	23.569	1:09.775	77	32.978	1:08.351	67	39.177	1:08.182	67	47.769	1:08.062
41	13.619	1:17.262	77	23.905	1:09.767	69	36.158	1:10.750	77	40.638	1:08.577	77	49.773	1:08.605
77	13.963	1:17.606	69	24.686	1:11.202	44	37.616	1:09.769	69	43.715	1:08.474	69	52.052	1:07.807
44	15.187	1:18.830	44	27.125	1:11.763	60	40.278	1:11.080	44	45.305	1:08.606	44	54.498	1:08.663
60	16.239	1:19.882	60	28.476	1:12.062				60	51.369	1:12.008			

Weather / Track : Cloudy / Dry

Silverstone National
 Circuit Length = 1.6390 miles
 Start: 14:10 End: 14:27

BARC Tran-X Classic Clubmans Championship
RACE 14 - LAP CHART

Lap 6			Lap 7			Lap 8			Lap 9			Lap 10		
No	Behind	Laptime	No	Behind	Laptime	No	Behind	Laptime	No	Behind	Laptime	No	Behind	Laptime
17		59.618	17		59.534	17		1:00.577	17		59.794	17		59.985
1	2.204	1:00.019	69	1 LAP	1:07.753	1	1.328	59.481	1	1.039	59.505	1	0.855	59.801
60	1 LAP	1:11.563	1	2.424	59.754	5	1 LAP	1:09.066	58	1 LAP	1:07.853	58	1 LAP	1:07.457
4	6.333	1:01.021	44	1 LAP	1:10.077	67	1 LAP	1:08.475	50	1 LAP	1:08.978	50	1 LAP	1:07.000
41	1 LAP	1:09.617	4	8.272	1:01.473	69	1 LAP	1:08.027	45	1 LAP	1:07.846	4	10.777	1:00.996
50	46.900	1:06.477	60	1 LAP	1:10.971	4	8.803	1:01.108	4	9.766	1:00.757	45	1 LAP	1:07.274
58	47.592	1:06.519	41	1 LAP	1:10.217	44	1 LAP	1:09.721	5	1 LAP	1:09.370	67	1 LAP	1:08.419
45	48.712	1:06.821	50	54.556	1:07.190	60	1 LAP	1:09.962	67	1 LAP	1:08.981	5	1 LAP	1:09.685
5	55.359	1:08.519	58	54.714	1:06.656	41	1 LAP	1:10.022	69	1 LAP	1:13.028	69	1 LAP	1:08.635
67	56.447	1:08.296	45	56.076	1:06.898				44	1 LAP	1:10.076	44	1 LAP	1:08.939
									60	1 LAP	1:09.764	60	1 LAP	1:11.463
									41	1 LAP	1:10.539			

Weather / Track : Cloudy / Dry

Silverstone National
 Circuit Length = 1.6390 miles
 Start: 14:10 End: 14:27

BARC Tran-X Classic Clubmans Championship
RACE 14 - LAP CHART

Lap 11			Lap 12			Lap 13			Lap 14			Lap 15		
No	Behind	Laptime	No	Behind	Laptime	No	Behind	Laptime	No	Behind	Laptime	No	Behind	Laptime
17		1:00.246	17		1:00.352	17		1:00.395	17		1:00.055	17		59.864
1	0.634	1:00.025	1	0.509	1:00.227	1	0.402	1:00.288	1	0.618	1:00.271	1	0.511	59.757
41	2 LAPS	1:10.139	4	12.678	1:01.140	60	2 LAPS	1:11.381	44	2 LAPS	1:10.957	69	2 LAPS	1:08.147
4	11.890	1:01.359	41	2 LAPS	1:10.914	4	13.073	1:00.790	4	14.223	1:01.205	44	2 LAPS	1:11.873
50	1 LAP	1:07.493	50	1 LAP	1:06.937	41	2 LAPS	1:10.265	60	2 LAPS	1:11.513	4	15.022	1:00.663
58	1 LAP	1:08.604	58	1 LAP	1:07.367	50	1 LAP	1:07.450	41	2 LAPS	1:09.777	60	2 LAPS	1:10.177
45	1 LAP	1:08.114	45	1 LAP	1:07.268	58	1 LAP	1:07.157	50	1 LAP	1:07.144	50	1 LAP	1:07.552
67	1 LAP	1:07.980	67	1 LAP	1:08.612	45	1 LAP	1:07.130	58	1 LAP	1:07.085	58	1 LAP	1:07.822
5	1 LAP	1:08.844	5	1 LAP	1:08.946	67	1 LAP	1:08.385	45	1 LAP	1:07.587	45	1 LAP	1:07.735
69	1 LAP	1:09.384	69	1 LAP	1:09.083	5	1 LAP	1:09.045	67	1 LAP	1:08.333	41	2 LAPS	1:20.800
44	1 LAP	1:08.843	44	1 LAP	1:09.754	69	1 LAP	1:08.561	5	1 LAP	1:09.348			
60	1 LAP	1:10.832												

Weather / Track : Cloudy / Dry

Silverstone National
 Circuit Length = 1.6390 miles
 Start: 14:10 End: 14:27

BARC Tran-X Classic Clubmans Championship

RACE 14 - LAP CHART

Lap 16		
No	Behind	Laptime
1		1:00.936
67	2 LAPS	1:09.745
5	2 LAPS	1:11.057
17	9.470	1:10.917
69	2 LAPS	1:08.382
4	15.007	1:01.432
44	2 LAPS	1:13.439
60	2 LAPS	1:09.177
50	1 LAP	1:08.182
58	1 LAP	1:07.526
45	1 LAP	1:06.788
41	2 LAPS	1:09.571

Weather / Track : Cloudy / Dry

Silverstone National
Circuit Length = 1.6390 miles
Start: 14:10 End: 14:27

BARC Clubmans Cup

QUALIFYING - RACE 6 - CLASSIFICATION

POS	NO	CL	NAME	ENTRY	TIME	ON	LAPS	GAP	DIFF	MPH
1	81	P	Paul GIBSON	Nemesis K 10 Proto	1:04.213	11	13			91.88
2	2	C	Alex CHAMPKIN	Vision V85/9	1:07.659	11	11	3.446	3.446	87.20
3	27	C	Adrian LANGRIDGE	Mallock Mk27	1:08.618	11	12	4.405	0.959	85.98
4	3	C	Daniel GIBSON	Nemesis k10	1:08.825	10	11	4.612	0.207	85.72
5	85	P	Ian CROMBIE	Mallock Mk28B	1:08.837	9	9	4.624	0.012	85.71
6	6	C	Barry WEBB	Mallock Mk23B	1:09.142	11	11	4.929	0.305	85.33
7	87	P	Tim COVILL	Mallock Mk31	1:09.519	11	11	5.306	0.377	84.87
8	4	C	Marcus BICKNELL	Mallock Mk26 SG EB	1:09.980	11	11	5.767	0.461	84.31
9	8	C	Peter RICHINGS	Mallock Mk30PR	1:10.014	11	12	5.801	0.034	84.27
10	12	C	Mike EVANS	Rage	1:10.588	4	8	6.375	0.574	83.58
11	1	C	Russell MUNNS	Mallock Mk28/30	1:11.238	6	11	7.025	0.650	82.82
12	19	C	Howard PAYNE	Gem 008	1:11.313	11	11	7.100	0.075	82.73
13	33	C	Tom BROWN	Mallock Mk29	1:11.358	10	11	7.145	0.045	82.68
14	11	C	Jamie CHAMPKIN	Phantom P94/11	1:11.507	10	11	7.294	0.149	82.51
15	89	P	Otto ZUIDEMA	Mallock Mk20	1:12.271	3	3	8.058	0.764	81.64
16	77	C	Phil WEAVER	Dart K Sport	1:14.969	9	10	10.756	2.698	78.70
17	88	P	Steve EVERSON	Mallock Mk30 EB Proto	1:16.928	3	3	12.715	1.959	76.69
18	23	C	Alan COOK	Mallock Mk23	1:17.135	10	10	12.922	0.207	76.49

CAR 85 - NO WORKING TRANSPONDER PLEASE FIX FOR RACE
 CAR 3 - PLEASE PUT SIDE NUMBERS ON CARD

Weather / Track : Cloudy / Wet

These results are provisional until the conclusion of any judicial and technical matters.

Silverstone National
 Circuit Length = 1.6390 miles
 Start: 11:02 End: 11:18

Clerk of Course :		Timekeeper :
-------------------	--	--------------

BARC Clubmans Cup

QUALIFYING - RACE 6 - LAP ANALYSIS

1	Russell MUNNS		C Mallock Mk28/30				
1 -	1:21.922	+ 10.684	11:05:50.318	7 -	1:11.796	+ 0.558	11:13:06.237
2 -	1:15.928	+ 4.690	11:07:06.246	8 -	1:28.371	+ 17.133	11:14:34.608
3 -	1:13.166	+ 1.928	11:08:19.412	9 -	1:12.706	+ 1.468	11:15:47.314
4 -	1:12.469	+ 1.231	11:09:31.881	10 -	1:11.765	+ 0.527	11:16:59.079
5 -	1:11.322	+ 0.084	11:10:43.203	11 -	1:11.798	+ 0.560	11:18:10.877
6 -	1:11.238		11:11:54.441				
2	Alex CHAMPKIN		C Vision V85/9				
1 -	1:27.996	+ 20.337	11:05:33.424	7 -	1:08.343	+ 0.684	11:12:58.320
2 -	1:25.289	+ 17.630	11:06:58.713	8 -	1:24.667	+ 17.008	11:14:22.987
3 -	1:10.999	+ 3.340	11:08:09.712	9 -	1:08.952	+ 1.293	11:15:31.939
4 -	1:09.901	+ 2.242	11:09:19.613	10 -	1:08.059	+ 0.400	11:16:39.998
5 -	1:20.385	+ 12.726	11:10:39.998	11 -	1:07.659		11:17:47.657
6 -	1:09.979	+ 2.320	11:11:49.977				
3	Daniel GIBSON		C Nemesis k10				
1 -	1:13.005	+ 4.180	11:05:27.664	7 -	1:11.349	+ 2.524	11:12:35.512
2 -	1:11.933	+ 3.108	11:06:39.597	8 -	1:09.165	+ 0.340	11:13:44.677
3 -	1:11.620	+ 2.795	11:07:51.217	9 -	1:09.306	+ 0.481	11:14:53.983
4 -	1:10.494	+ 1.669	11:09:01.711	10 -	1:08.825		11:16:02.808
5 -	1:09.429	+ 0.604	11:10:11.140	11 -	1:19.030 P	+ 10.205	11:17:21.838
6 -	1:13.023	+ 4.198	11:11:24.163				
4	Marcus BICKNELL		C Mallock Mk26 SG EB				
1 -	1:25.262	+ 15.282	11:05:53.170	7 -	1:11.067	+ 1.087	11:13:14.152
2 -	1:17.003	+ 7.023	11:07:10.173	8 -	1:11.524	+ 1.544	11:14:25.676
3 -	1:13.872	+ 3.892	11:08:24.045	9 -	1:12.353	+ 2.373	11:15:38.029
4 -	1:13.131	+ 3.151	11:09:37.176	10 -	1:11.277	+ 1.297	11:16:49.306
5 -	1:14.037	+ 4.057	11:10:51.213	11 -	1:09.980		11:17:59.286
6 -	1:11.872	+ 1.892	11:12:03.085				
6	Barry WEBB		C Mallock Mk23B				
1 -	1:15.880	+ 6.738	11:05:32.365	7 -	1:10.625	+ 1.483	11:12:46.789
2 -	1:13.037	+ 3.895	11:06:45.402	8 -	1:11.133	+ 1.991	11:13:57.922
3 -	1:12.714	+ 3.572	11:07:58.116	9 -	1:10.905	+ 1.763	11:15:08.827
4 -	1:13.354	+ 4.212	11:09:11.470	10 -	1:10.260	+ 1.118	11:16:19.087
5 -	1:11.382	+ 2.240	11:10:22.852	11 -	1:09.142		11:17:28.229
6 -	1:13.312	+ 4.170	11:11:36.164				
8	Peter RICHINGS		C Mallock Mk30PR				
1 -	1:15.491	+ 5.477	11:05:29.051	7 -	1:11.359	+ 1.345	11:12:39.794
2 -	1:12.711	+ 2.697	11:06:41.762	8 -	1:11.498	+ 1.484	11:13:51.292
3 -	1:11.663	+ 1.649	11:07:53.425	9 -	1:11.185	+ 1.171	11:15:02.477
4 -	1:11.703	+ 1.689	11:09:05.128	10 -	1:10.389	+ 0.375	11:16:12.866
5 -	1:11.566	+ 1.552	11:10:16.694	11 -	1:10.014		11:17:22.880
6 -	1:11.741	+ 1.727	11:11:28.435	12 -	1:11.297	+ 1.283	11:18:34.177
11	Jamie CHAMPKIN		C Phantom P94/11				
1 -	1:18.357	+ 6.850	11:05:25.639	7 -	1:12.627	+ 1.120	11:12:45.910
2 -	1:16.376	+ 4.869	11:06:42.015	8 -	1:14.445	+ 2.938	11:14:00.355
3 -	1:12.890	+ 1.383	11:07:54.905	9 -	1:12.414	+ 0.907	11:15:12.769
4 -	1:12.695	+ 1.188	11:09:07.600	10 -	1:11.507		11:16:24.276
5 -	1:13.060	+ 1.553	11:10:20.660	11 -	1:11.543	+ 0.036	11:17:35.819
6 -	1:12.623	+ 1.116	11:11:33.283				
12	Mike EVANS		C Rage				
1 -	1:18.809	+ 8.221	11:05:38.604	5 -	1:10.766	+ 0.178	11:10:36.984
2 -	1:25.790	+ 15.202	11:07:04.394	6 -	1:10.807	+ 0.219	11:11:47.791
3 -	1:11.236	+ 0.648	11:08:15.630	7 -	1:17.468	+ 6.880	11:13:05.259
4 -	1:10.588		11:09:26.218	8 -	1:13.406	+ 2.818	11:14:18.665

CAR 85 - NO WORKING TRANSPONDER PLEASE FIX FOR RACE

CAR 3 - PLEASE PUT SIDE NUMBERS ON CARD

Weather / Track : Cloudy / Wet

Silverstone National
Circuit Length = 1.6390 miles
Start: 11:02 End: 11:18

BARC Clubmans Cup

QUALIFYING - RACE 6 - LAP ANALYSIS

19	Howard PAYNE		C Gem 008				
1 -	1:18.584	+ 7.271	11:05:37.666	7 -	1:13.010	+ 1.697	11:12:57.827
2 -	1:14.963	+ 3.650	11:06:52.629	8 -	1:13.636	+ 2.323	11:14:11.463
3 -	1:13.418	+ 2.105	11:08:06.047	9 -	1:12.632	+ 1.319	11:15:24.095
4 -	1:13.218	+ 1.905	11:09:19.265	10 -	1:11.630	+ 0.317	11:16:35.725
5 -	1:13.217	+ 1.904	11:10:32.482	11 -	1:11.313		11:17:47.038
6 -	1:12.335	+ 1.022	11:11:44.817				
23	Alan COOK		C Mallock Mk23				
1 -	1:25.058	+ 7.923	11:06:05.762	6 -	1:19.955	+ 2.820	11:12:56.894
2 -	1:21.836	+ 4.701	11:07:27.598	7 -	1:23.006	+ 5.871	11:14:19.900
3 -	1:22.261	+ 5.126	11:08:49.859	8 -	1:19.975	+ 2.840	11:15:39.875
4 -	1:19.901	+ 2.766	11:10:09.760	9 -	1:17.767	+ 0.632	11:16:57.642
5 -	1:27.179	+ 10.044	11:11:36.939	10 -	1:17.135		11:18:14.777
27	Adrian LANGRIDGE		C Mallock Mk27				
1 -	1:18.031	+ 9.413	11:05:34.420	7 -	1:09.533	+ 0.915	11:12:39.168
2 -	1:13.443	+ 4.825	11:06:47.863	8 -	1:17.480	+ 8.862	11:13:56.648
3 -	1:10.442	+ 1.824	11:07:58.305	9 -	1:10.081	+ 1.463	11:15:06.729
4 -	1:11.486	+ 2.868	11:09:09.791	10 -	1:08.623	+ 0.005	11:16:15.352
5 -	1:10.391	+ 1.773	11:10:20.182	11 -	1:08.618		11:17:23.970
6 -	1:09.453	+ 0.835	11:11:29.635	12 -	1:09.227	+ 0.609	11:18:33.197
33	Tom BROWN		C Mallock Mk29				
1 -	1:19.490	+ 8.132	11:05:34.074	7 -	1:13.026	+ 1.668	11:12:53.354
2 -	1:16.480	+ 5.122	11:06:50.554	8 -	1:11.801	+ 0.443	11:14:05.155
3 -	1:13.505	+ 2.147	11:08:04.059	9 -	1:11.618	+ 0.260	11:15:16.773
4 -	1:12.690	+ 1.332	11:09:16.749	10 -	1:11.358		11:16:28.131
5 -	1:12.048	+ 0.690	11:10:28.797	11 -	1:12.071	+ 0.713	11:17:40.202
6 -	1:11.531	+ 0.173	11:11:40.328				
77	Phil WEAVER		C Dart K Sport				
1 -	1:22.350	+ 7.381	11:05:49.844	6 -	1:15.627	+ 0.658	11:12:19.108
2 -	1:20.161	+ 5.192	11:07:10.005	7 -	1:52.232	+ 37.263	11:14:11.340
3 -	1:19.006	+ 4.037	11:08:29.011	8 -	1:16.975	+ 2.006	11:15:28.315
4 -	1:18.492	+ 3.523	11:09:47.503	9 -	1:14.969		11:16:43.284
5 -	1:15.978	+ 1.009	11:11:03.481	10 -	1:15.703	+ 0.734	11:17:58.987
81	Paul GIBSON		P Nemesis K 10 Proto				
1 -	1:08.695	+ 4.482	11:05:12.492	8 -	1:05.167	+ 0.954	11:12:50.932
2 -	1:06.674	+ 2.461	11:06:19.166	9 -	1:06.090	+ 1.877	11:13:57.022
3 -	1:05.603	+ 1.390	11:07:24.769	10 -	1:05.828	+ 1.615	11:15:02.850
4 -	1:05.725	+ 1.512	11:08:30.494	11 -	1:04.213		11:16:07.063
5 -	1:05.832	+ 1.619	11:09:36.326	12 -	1:04.770	+ 0.557	11:17:11.833
6 -	1:04.402	+ 0.189	11:10:40.728	13 -	1:05.011	+ 0.798	11:18:16.844
7 -	1:05.037	+ 0.824	11:11:45.765				
85	Ian CROMBIE		P Mallock Mk28B				
1 -	1:16.155	+ 7.318	11:07:38.332	6 -	1:30.352	+ 21.515	11:13:56.470
2 -	1:13.281	+ 4.444	11:08:51.613	7 -	1:14.624	+ 5.787	11:15:11.094
3 -	1:12.595	+ 3.758	11:10:04.208	8 -	1:09.836	+ 0.999	11:16:20.930
4 -	1:11.243	+ 2.406	11:11:15.451	9 -	1:08.837		11:17:29.767
5 -	1:10.667	+ 1.830	11:12:26.118				
87	Tim COVILL		P Mallock Mk31				
1 -	1:33.088	+ 23.569	11:06:02.845	7 -	1:10.560	+ 1.041	11:13:17.388
2 -	1:15.014	+ 5.495	11:07:17.859	8 -	1:10.992	+ 1.473	11:14:28.380
3 -	1:12.715	+ 3.196	11:08:30.574	9 -	1:10.090	+ 0.571	11:15:38.470
4 -	1:12.586	+ 3.067	11:09:43.160	10 -	1:09.713	+ 0.194	11:16:48.183
5 -	1:12.206	+ 2.687	11:10:55.366	11 -	1:09.519		11:17:57.702
6 -	1:11.462	+ 1.943	11:12:06.828				

CAR 85 - NO WORKING TRANSPONDER PLEASE FIX FOR RACE

CAR 3 - PLEASE PUT SIDE NUMBERS ON CARD

Weather / Track : Cloudy / Wet

Silverstone National
Circuit Length = 1.6390 miles
Start: 11:02 End: 11:18

BARC Clubmans Cup

QUALIFYING - RACE 6 - LAP ANALYSIS


88	Steve EVERSON			P	Mallock Mk30 EB Proto		
1 -	1:24.530	+ 7.602	11:06:00.765	3 -	1:16.928		11:08:39.178
2 -	1:21.485	+ 4.557	11:07:22.250				
89	Otto ZUIDEMA			P	Mallock Mk20		
1 -	1:15.577	+ 3.306	11:10:10.332	3 -	1:12.271		11:12:35.847
2 -	1:13.244	+ 0.973	11:11:23.576				

CAR 85 - NO WORKING TRANSPONDER PLEASE FIX FOR RACE
CAR 3 - PLEASE PUT SIDE NUMBERS ON CARD
Weather / Track : Cloudy / Wet

Silverstone National
Circuit Length = 1.6390 miles
Start: 11:02 End: 11:18

BARC Clubmans Cup

RACE 6 - GRID

ROW 9	1:17.135 23 Alan COOK	1:16.928 88 Steve EVERSON
ROW 8	1:14.969 77 Phil WEAVER	1:12.271 89 Otto ZUIDEMA
ROW 7	1:11.507 11 Jamie CHAMPKIN	1:11.358 33 Tom BROWN
ROW 6	1:11.313 19 Howard PAYNE	1:11.238 1 Russell MUNNS
ROW 5	1:10.588 12 Mike EVANS	1:10.014 8 Peter RICHINGS
ROW 4	1:09.980 4 Marcus BICKNELL	1:09.519 87 Tim COVILL
ROW 3	1:09.142 6 Barry WEBB	1:08.837 85 Ian CROMBIE
ROW 2	1:08.825 3 Daniel GIBSON	1:08.618 27 Adrian LANGRIDGE
ROW 1	1:07.659 2 Alex CHAMPKIN	1:04.213 81 Paul GIBSON
Pole		
		

Silverstone National
Circuit Length = 1.6390 miles

These results are provisional until the conclusion of any judicial and technical matters.

Clerk of Course :		Timekeeper :
-------------------	--	--------------

BARC Clubmans Cup

RACE 6 - CLASSIFICATION

POS	NO	CL	NAME	ENTRY	LAPS	TIME	GAP	DIFF	MPH	BEST	ON
1	88	P	Steve EVERSON	Mallock Mk30 EB Proto	16	16:20.521			96.28	59.372	9
2	4	C	Marcus BICKNELL	Mallock Mk26 SG EB	16	16:56.428	35.907	35.907	92.88	1:02.379	8
3	87	P	Tim COVILL	Mallock Mk31	16	16:59.672	39.151	3.244	92.58	1:02.520	13
4	12	C	Mike EVANS	Rage	16	17:00.553	40.032	0.881	92.50	1:02.598	10
5	8	C	Peter RICHINGS	Mallock Mk30PR	16	17:03.692	43.171	3.139	92.22	1:02.707	8
6	1	C	Russell MUNNS	Mallock Mk28/30	16	17:07.770	47.249	4.078	91.85	1:02.698	7
7	27	C	Adrian LANGRIDGE	Mallock Mk27	16	17:07.947	47.426	0.177	91.83	1:03.103	13
8	81	P	Paul GIBSON	Nemesis K 10 Proto	16	17:08.826	48.305	0.879	91.76	57.663	6
9	6	C	Barry WEBB	Mallock Mk23B	16	17:19.867	59.346	11.041	90.78	1:03.057	13
10	33	C	Tom BROWN	Mallock Mk29	16	17:20.987	1:00.466	1.120	90.68	1:03.816	8
11	3	C	Daniel GIBSON	Nemesis k10	15	16:22.897	1 lap	1 lap	90.04	1:03.283	6
12	11	C	Jamie CHAMPKIN	Phantom P94/11	15	16:25.820	1 lap	2.923	89.77	1:04.321	8
13	23	C	Alan COOK	Mallock Mk23	14	16:26.309	2 laps	1 lap	83.75	1:08.241	12
NOT CLASSIFIED											
DNF	85	P	Ian CROMBIE	Mallock Mk28B	15	15:57.036	1 lap		92.47	1:01.709	8
DNF	89	P	Otto ZUIDEMA	Mallock Mk20	14	14:30.637	2 laps	1 lap	94.87	1:00.310	8
DNF	19	C	Howard PAYNE	Gem 008	13	14:39.799	3 laps	1 lap	87.18	1:04.051	5
DNF	2	C	Alex CHAMPKIN	Vision V85/9	10	11:01.699	6 laps	3 laps	89.16	1:02.432	7
DNF	77	C	Phil WEAVER	Dart K Sport	7	8:16.466	9 laps	3 laps	83.19	1:04.498	5
FASTEST LAP											
81	P	Paul GIBSON	Nemesis K 10 Proto	6	57.663	102.32 mph	164.67 kph				
4	C	Marcus BICKNELL	Mallock Mk26 SG EB	8	1:02.379	94.58 mph	152.22 kph				

Weather / Track : Cloudy / Dry

These results are provisional until the conclusion of any judicial and technical matters.

Silverstone National
Circuit Length = 1.6390 miles
Start: 15:11 End: 15:30

Clerk of Course :	Timekeeper :
-------------------	--------------

BARC Clubmans Cup

RACE 6 - LAP CHART

Lap 1			Lap 2			Lap 3			Lap 4			Lap 5		
No	Behind	Laptime	No	Behind	Laptime	No	Behind	Laptime	No	Behind	Laptime	No	Behind	Laptime
81		1:03.105	81		58.596	81		58.109	81		58.010	81		58.038
27	5.137	1:08.242	3	10.486	1:03.550	88	13.966	1:01.149	88	16.871	1:00.915	88	21.505	1:02.672
3	5.532	1:08.637	27	10.775	1:04.234	87	16.754	1:03.842	87	21.965	1:03.221	89	26.315	1:01.802
2	5.595	1:08.700	88	10.926	1:02.735	2	18.156	1:04.262	89	22.551	1:02.106	87	26.711	1:02.784
87	5.715	1:08.820	87	11.021	1:03.902	27	18.341	1:05.675	2	24.295	1:04.149	2	29.243	1:02.986
4	6.412	1:09.517	2	12.003	1:05.004	6	18.415	1:04.304	4	24.808	1:04.313	4	29.575	1:02.805
6	6.470	1:09.575	6	12.220	1:04.346	89	18.455	1:02.870	27	25.210	1:04.879	27	30.343	1:03.171
88	6.787	1:09.892	4	12.695	1:04.879	4	18.505	1:03.919	12	25.508	1:04.645	12	30.623	1:03.153
12	6.924	1:10.029	12	13.060	1:04.732	12	18.873	1:03.922	85	25.750	1:03.959	85	30.747	1:03.035
8	8.102	1:11.207	89	13.694	1:03.133	85	19.801	1:02.728	6	26.256	1:05.851	6	31.443	1:03.225
33	8.845	1:11.950	8	13.742	1:04.236	8	20.961	1:05.328	8	27.075	1:04.124	8	32.628	1:03.591
1	9.063	1:12.168	85	15.182	1:03.654	1	22.858	1:04.492	1	28.839	1:03.991	1	34.301	1:03.500
19	9.077	1:12.182	33	16.273	1:06.024	33	24.363	1:06.199	33	30.952	1:04.599	33	36.857	1:03.943
89	9.157	1:12.262	1	16.475	1:06.008	11	25.360	1:06.352	11	31.747	1:04.397	11	38.259	1:04.550
11	9.524	1:12.629	11	17.117	1:06.189	19	25.558	1:06.418	19	32.375	1:04.827	19	38.388	1:04.051
85	10.124	1:13.229	19	17.249	1:06.768	77	26.580	1:06.355	77	33.804	1:05.234	77	40.264	1:04.498
77	10.289	1:13.394	77	18.334	1:06.641	3	32.477	1:20.100	3	38.333	1:03.866	3	43.770	1:03.475
23	15.569	1:18.674	23	27.202	1:10.229	23	40.446	1:11.353	23	51.110	1:08.674			

Weather / Track : Cloudy / Dry

Silverstone National
 Circuit Length = 1.6390 miles
 Start: 15:11 End: 15:30

BARC Clubmans Cup
RACE 6 - LAP CHART

Lap 6			Lap 7			Lap 8			Lap 9			Lap 10		
No	Behind	Laptime	No	Behind	Laptime	No	Behind	Laptime	No	Behind	Laptime	No	Behind	Laptime
81		57.663	81		57.759	81		1:00.121	81		1:02.817 P	88		59.735
23	1 LAP	1:09.617	23	1 LAP	1:08.332	23	1 LAP	1:08.311	88	25.110	59.372	89	5.869	1:00.859
88	25.127	1:01.285	88	29.253	1:01.885	77	1 LAP	1:34.792 P	89	29.855	1:00.349	23	1 LAP	1:08.655
89	29.460	1:00.808	89	32.134	1:00.433	88	28.555	59.423	23	1 LAP	1:10.034	87	18.991	1:02.682
87	32.360	1:03.312	87	37.446	1:02.845	89	32.323	1:00.310	87	41.154	1:03.620	85	19.276	1:02.659
2	34.075	1:02.495	2	38.748	1:02.432	87	40.351	1:03.026	85	41.462	1:02.407	4	20.034	1:02.690
4	34.360	1:02.448	4	39.193	1:02.592	4	41.451	1:02.379	4	42.189	1:03.555	12	24.005	1:02.598
85	36.119	1:03.035	85	40.284	1:01.924	2	41.536	1:02.909	2	44.908	1:06.189	8	26.133	1:03.279
27	36.191	1:03.511	27	42.111	1:03.679	85	41.872	1:01.709	12	46.252	1:03.267	27	27.425	1:03.535
12	36.938	1:03.978	12	42.159	1:02.980	12	45.802	1:03.764	8	47.699	1:04.301	1	27.766	1:03.416
6	37.186	1:03.406	6	42.675	1:03.248	27	45.884	1:03.894	27	48.735	1:05.668	33	34.724	1:04.536
8	38.266	1:03.301	8	43.629	1:03.122	6	45.999	1:03.445	1	49.195	1:04.956	6	38.685	1:03.758
1	39.516	1:02.878	1	44.455	1:02.698	8	46.215	1:02.707	33	55.033	1:04.936	11	40.548	1:05.564
33	43.047	1:03.853	33	49.219	1:03.931	1	47.056	1:02.722	6	59.772	1:16.590	3	40.625	1:04.355
11	46.244	1:05.648	11	53.097	1:04.612	33	52.914	1:03.816	11	59.829	1:05.349	19	40.707	1:05.300
19	46.389	1:05.664	19	53.497	1:04.867	11	57.297	1:04.321	19	1:00.252	1:05.435	2	42.636	1:22.573 P
77	48.153	1:05.552	3	56.544	1:04.913	19	57.634	1:04.258	3	1:01.115	1:03.685	81	49.547	2:14.392 P
3	49.390	1:03.283				3	1:00.247	1:03.824						

Weather / Track : Cloudy / Dry

Silverstone National
 Circuit Length = 1.6390 miles
 Start: 15:11 End: 15:30

**BARC Clubmans Cup
RACE 6 - LAP CHART**

Lap 11			Lap 12			Lap 13			Lap 14			Lap 15		
No	Behind	Laptime	No	Behind	Laptime	No	Behind	Laptime	No	Behind	Laptime	No	Behind	Laptime
88		59.740	88		59.680	88		1:00.070	88		1:01.285	88		1:00.476
89	6.822	1:00.693	89	7.845	1:00.703	89	8.692	1:00.917	89	10.799	1:03.392	4	32.991	1:02.641
85	22.297	1:02.761	87	25.497	1:02.844	87	27.947	1:02.520	19	1 LAP	1:29.588 P	87	36.081	1:03.203
87	22.333	1:03.082	85	25.688	1:03.071	85	28.092	1:02.474	4	30.826	1:03.096	85	36.722	1:03.048
4	23.102	1:02.808	4	26.539	1:03.117	4	29.015	1:02.546	87	33.354	1:06.692	12	37.393	1:03.166
23	1 LAP	1:10.770	12	30.275	1:03.082	12	33.064	1:02.859	85	34.150	1:07.343	8	39.966	1:03.259
12	26.873	1:02.608	8	32.947	1:03.167	8	35.678	1:02.801	12	34.703	1:02.924	27	44.036	1:03.992
8	29.460	1:03.067	27	34.716	1:03.511	27	37.749	1:03.103	8	37.183	1:02.790	1	44.391	1:04.390
27	30.885	1:03.200	1	35.002	1:03.659	1	37.929	1:02.997	1	40.477	1:03.833	81	47.883	59.933
1	31.023	1:02.997	23	1 LAP	1:11.395	23	1 LAP	1:08.241	27	40.520	1:04.056	6	55.602	1:04.955
33	39.396	1:04.412	33	44.522	1:04.806	6	48.519	1:03.057	81	48.426	1:00.712	33	56.483	1:04.760
6	42.099	1:03.154	6	45.532	1:03.113	33	48.938	1:04.486	6	51.123	1:03.889			
3	45.714	1:04.829	81	49.024	1:00.897	81	48.999	1:00.045	33	52.199	1:04.546			
11	45.862	1:05.054	3	50.628	1:04.594	3	54.334	1:03.776	23	1 LAP	1:11.235			
19	46.343	1:05.376	11	51.469	1:05.287	11	56.230	1:04.831	3	57.198	1:04.149			
81	47.807	58.000	19	51.728	1:05.065				11	59.828	1:04.883			

Weather / Track : Cloudy / Dry

Silverstone National
Circuit Length = 1.6390 miles
Start: 15:11 End: 15:30

BARC Clubmans Cup

RACE 6 - LAP CHART

Lap 16		
No	Behind	Laptime
88		1:00.207
3	1 LAP	1:05.861
11	1 LAP	1:06.154
23	2 LAPS	1:10.789
4	35.907	1:03.123
87	39.151	1:03.277
12	40.032	1:02.846
8	43.171	1:03.412
1	47.249	1:03.065
27	47.426	1:03.597
81	48.305	1:00.629
6	59.346	1:03.951
33	1:00.466	1:04.190

Weather / Track : Cloudy / Dry

Silverstone National
Circuit Length = 1.6390 miles
Start: 15:11 End: 15:30

BARC Clubmans Cup

QUALIFYING - RACE 17 - CLASSIFICATION

POS	NO	CL	NAME	ENTRY	TIME	ON	LAPS	GAP	DIFF	MPH
1	88	P	Steve EVERSON	Mallock Mk30 EB Proto	1:03.572	12	12			92.81
2	89	P	Otto ZUIDEMA	Mallock Mk20	1:03.948	11	11	0.376	0.376	92.26
3	81	P	Paul GIBSON	Nemesis K 10 Proto	1:04.123	7	8	0.551	0.175	92.01
4	12	C	Mike EVANS	Rage	1:04.290	10	10	0.718	0.167	91.77
5	27	C	Adrian LANGRIDGE	Mallock Mk27	1:04.814	12	12	1.242	0.524	91.03
6	2	C	Alex CHAMPKIN	Vision V85/9	1:04.877	11	12	1.305	0.063	90.94
7	3	C	Daniel GIBSON	Nemesis k10	1:05.024	12	12	1.452	0.147	90.74
8	1	C	Russell MUNNS	Mallock Mk28/30	1:05.089	11	12	1.517	0.065	90.65
9	6	C	Barry WEBB	Mallock Mk23B	1:05.277	12	12	1.705	0.188	90.38
10	87	P	Tim COVILL	Mallock Mk31	1:05.560	12	12	1.988	0.283	89.99
11	33	C	Tom BROWN	Mallock Mk29	1:05.988	12	12	2.416	0.428	89.41
12	11	C	Jamie CHAMPKIN	Phantom P94/11	1:06.039	11	12	2.467	0.051	89.34
13	4	C	Marcus BICKNELL	Mallock Mk26 SG EB	1:07.294	10	10	3.722	1.255	87.68
14	85	P	Ian CROMBIE	Mallock Mk28B	1:07.549	11	11	3.977	0.255	87.34
15	8	C	Peter RICHINGS	Mallock Mk30PR	1:08.035	10	12	4.463	0.486	86.72
16	19	C	Howard PAYNE	Gem 008	1:08.159	7	10	4.587	0.124	86.56
17	77	C	Phil WEAVER	Dart K Sport	1:08.827	10	11	5.255	0.668	85.72
18	23	C	Alan COOK	Mallock Mk23	1:10.571	7	11	6.999	1.744	83.60

CARS 8 & 12 - TRANSPONDER STOPPED WORKING PLEASE CHECK

Weather / Track : Cloudy / Damp

These results are provisional until the conclusion of any judicial and technical matters.

Silverstone National

Circuit Length = 1.6390 miles

Start: 09:19 End: 09:36

Clerk of Course :		Timekeeper :
-------------------	--	--------------

BARC Clubmans Cup

QUALIFYING - RACE 17 - LAP ANALYSIS

1	Russell MUNNS		C Mallock Mk28/30				
1 -	1:15.556	+ 10.467	9:22:37.728	7 -	1:06.895	+ 1.806	9:29:31.947
2 -	1:13.644	+ 8.555	9:23:51.372	8 -	1:06.825	+ 1.736	9:30:38.772
3 -	1:10.430	+ 5.341	9:25:01.802	9 -	1:05.643	+ 0.554	9:31:44.415
4 -	1:08.862	+ 3.773	9:26:10.664	10 -	1:05.886	+ 0.797	9:32:50.301
5 -	1:07.707	+ 2.618	9:27:18.371	11 -	1:05.089		9:33:55.390
6 -	1:06.681	+ 1.592	9:28:25.052	12 -	1:05.403	+ 0.314	9:35:00.793
2	Alex CHAMPKIN		C Vision V85/9				
1 -	1:06.695	+ 1.818	9:22:19.045	7 -	1:11.857	+ 6.980	9:29:02.664
2 -	1:06.652	+ 1.775	9:23:25.697	8 -	1:05.664	+ 0.787	9:30:08.328
3 -	1:05.984	+ 1.107	9:24:31.681	9 -	1:05.013	+ 0.136	9:31:13.341
4 -	1:05.951	+ 1.074	9:25:37.632	10 -	1:05.070	+ 0.193	9:32:18.411
5 -	1:07.390	+ 2.513	9:26:45.022	11 -	1:04.877		9:33:23.288
6 -	1:05.785	+ 0.908	9:27:50.807	12 -	1:20.225 P	+ 15.348	9:34:43.513
3	Daniel GIBSON		C Nemesis k10				
1 -	1:11.943	+ 6.919	9:22:59.015	7 -	1:05.751	+ 0.727	9:29:44.730
2 -	1:09.801	+ 4.777	9:24:08.816	8 -	1:06.051	+ 1.027	9:30:50.781
3 -	1:08.510	+ 3.486	9:25:17.326	9 -	1:05.182	+ 0.158	9:31:55.963
4 -	1:08.046	+ 3.022	9:26:25.372	10 -	1:05.345	+ 0.321	9:33:01.308
5 -	1:06.609	+ 1.585	9:27:31.981	11 -	1:06.856	+ 1.832	9:34:08.164
6 -	1:06.998	+ 1.974	9:28:38.979	12 -	1:05.024		9:35:13.188
4	Marcus BICKNELL		C Mallock Mk26 SG EB				
1 -	1:18.267	+ 10.973	9:24:46.662	6 -	1:07.950	+ 0.656	9:30:41.147
2 -	1:14.486	+ 7.192	9:26:01.148	7 -	1:08.728	+ 1.434	9:31:49.875
3 -	1:12.219	+ 4.925	9:27:13.367	8 -	1:07.796	+ 0.502	9:32:57.671
4 -	1:10.099	+ 2.805	9:28:23.466	9 -	1:07.747	+ 0.453	9:34:05.418
5 -	1:09.731	+ 2.437	9:29:33.197	10 -	1:07.294		9:35:12.712
6	Barry WEBB		C Mallock Mk23B				
1 -	1:16.528	+ 11.251	9:22:40.145	7 -	1:07.611	+ 2.334	9:29:41.038
2 -	1:12.637	+ 7.360	9:23:52.782	8 -	1:06.609	+ 1.332	9:30:47.647
3 -	1:13.085	+ 7.808	9:25:05.867	9 -	1:06.094	+ 0.817	9:31:53.741
4 -	1:11.188	+ 5.911	9:26:17.055	10 -	1:05.663	+ 0.386	9:32:59.404
5 -	1:08.797	+ 3.520	9:27:25.852	11 -	1:05.319	+ 0.042	9:34:04.723
6 -	1:07.575	+ 2.298	9:28:33.427	12 -	1:05.277		9:35:10.000
8	Peter RICHINGS		C Mallock Mk30PR				
1 -	1:17.116	+ 9.081	9:22:35.559	7 -	1:09.625	+ 1.590	9:29:51.791
2 -	1:15.513	+ 7.478	9:23:51.072	8 -	1:09.744	+ 1.709	9:31:01.535
3 -	1:14.454	+ 6.419	9:25:05.526	9 -	1:12.129	+ 4.094	9:32:13.664
4 -	1:13.711	+ 5.676	9:26:19.237	10 -	1:08.035		9:33:21.699
5 -	1:11.679	+ 3.644	9:27:30.916	11 -	1:08.798	+ 0.763	9:34:30.497
6 -	1:11.250	+ 3.215	9:28:42.166	12 -	1:08.246	+ 0.211	9:35:38.743
11	Jamie CHAMPKIN		C Phantom P94/11				
1 -	1:16.224	+ 10.185	9:22:39.553	7 -	1:07.085	+ 1.046	9:29:33.834
2 -	1:12.687	+ 6.648	9:23:52.240	8 -	1:07.881	+ 1.842	9:30:41.715
3 -	1:11.039	+ 5.000	9:25:03.279	9 -	1:06.315	+ 0.276	9:31:48.030
4 -	1:08.346	+ 2.307	9:26:11.625	10 -	1:07.704	+ 1.665	9:32:55.734
5 -	1:08.218	+ 2.179	9:27:19.843	11 -	1:06.039		9:34:01.773
6 -	1:06.906	+ 0.867	9:28:26.749	12 -	1:06.502	+ 0.463	9:35:08.275
12	Mike EVANS		C Rage				
1 -	1:17.945	+ 13.655	9:25:29.862	6 -	1:06.241	+ 1.951	9:31:19.172
2 -	1:11.885	+ 7.595	9:26:41.747	7 -	1:05.500	+ 1.210	9:32:24.672
3 -	1:08.703	+ 4.413	9:27:50.450	8 -	1:05.216	+ 0.926	9:33:29.888
4 -	1:15.506	+ 11.216	9:29:05.956	9 -	1:05.365	+ 1.075	9:34:35.253
5 -	1:06.975	+ 2.685	9:30:12.931	10 -	1:04.290		9:35:39.543

CARS 8 & 12 - TRANSPONDER STOPPED WORKING PLEASE CHECK

Weather / Track : Cloudy / Damp

Silverstone National
Circuit Length = 1.6390 miles
Start: 09:19 End: 09:36

BARC Clubmans Cup

QUALIFYING - RACE 17 - LAP ANALYSIS

19	Howard PAYNE		C Gem 008				
1 -	1:16.799	+ 8.640	9:22:30.178	6 -	1:09.064	+ 0.905	9:28:18.326
2 -	1:11.370	+ 3.211	9:23:41.548	7 -	1:08.159		9:29:26.485
3 -	1:09.378	+ 1.219	9:24:50.926	8 -	1:08.536	+ 0.377	9:30:35.021
4 -	1:09.154	+ 0.995	9:26:00.080	9 -	1:08.878	+ 0.719	9:31:43.899
5 -	1:09.182	+ 1.023	9:27:09.262	10 -	1:19.244 P	+ 11.085	9:33:03.143
23	Alan COOK		C Mallock Mk23				
1 -	1:30.095	+ 19.524	9:23:19.138	7 -	1:10.571		9:31:00.853
2 -	1:21.510	+ 10.939	9:24:40.648	8 -	1:14.086	+ 3.515	9:32:14.939
3 -	1:17.521	+ 6.950	9:25:58.169	9 -	1:11.735	+ 1.164	9:33:26.674
4 -	1:23.079	+ 12.508	9:27:21.248	10 -	1:16.834	+ 6.263	9:34:43.508
5 -	1:15.361	+ 4.790	9:28:36.609	11 -	1:12.303	+ 1.732	9:35:55.811
6 -	1:13.673	+ 3.102	9:29:50.282				
27	Adrian LANGRIDGE		C Mallock Mk27				
1 -	1:20.797	+ 15.983	9:22:53.353	7 -	1:07.086	+ 2.272	9:29:55.204
2 -	1:12.632	+ 7.818	9:24:05.985	8 -	1:11.766	+ 6.952	9:31:06.970
3 -	1:11.099	+ 6.285	9:25:17.084	9 -	1:15.836	+ 11.022	9:32:22.806
4 -	1:11.967	+ 7.153	9:26:29.051	10 -	1:06.638	+ 1.824	9:33:29.444
5 -	1:10.705	+ 5.891	9:27:39.756	11 -	1:09.330	+ 4.516	9:34:38.774
6 -	1:08.362	+ 3.548	9:28:48.118	12 -	1:04.814		9:35:43.588
33	Tom BROWN		C Mallock Mk29				
1 -	1:21.325	+ 15.337	9:22:55.347	7 -	1:08.504	+ 2.516	9:30:01.779
2 -	1:15.852	+ 9.864	9:24:11.199	8 -	1:06.761	+ 0.773	9:31:08.540
3 -	1:10.323	+ 4.335	9:25:21.522	9 -	1:06.785	+ 0.797	9:32:15.325
4 -	1:08.906	+ 2.918	9:26:30.428	10 -	1:22.810	+ 16.822	9:33:38.135
5 -	1:14.644	+ 8.656	9:27:45.072	11 -	1:06.227	+ 0.239	9:34:44.362
6 -	1:08.203	+ 2.215	9:28:53.275	12 -	1:05.988		9:35:50.350
77	Phil WEAVER		C Dart K Sport				
1 -	1:36.093	+ 27.266	9:23:03.726	7 -	1:11.995	+ 3.168	9:30:21.219
2 -	1:15.404	+ 6.577	9:24:19.130	8 -	1:11.168	+ 2.341	9:31:32.387
3 -	1:13.463	+ 4.636	9:25:32.593	9 -	1:09.883	+ 1.056	9:32:42.270
4 -	1:12.736	+ 3.909	9:26:45.329	10 -	1:08.827		9:33:51.097
5 -	1:11.628	+ 2.801	9:27:56.957	11 -	1:09.974	+ 1.147	9:35:01.071
6 -	1:12.267	+ 3.440	9:29:09.224				
81	Paul GIBSON		P Nemesis K 10 Proto				
1 -	1:11.579	+ 7.456	9:23:09.926	5 -	3:59.817 P	+ 2:55.694	9:30:38.389
2 -	1:07.557	+ 3.434	9:24:17.483	6 -	2:49.551	+ 1:45.428	9:33:27.940
3 -	1:05.893	+ 1.770	9:25:23.376	7 -	1:04.123		9:34:32.063
4 -	1:15.196 P	+ 11.073	9:26:38.572	8 -	1:11.882 P	+ 7.759	9:35:43.945
85	Ian CROMBIE		P Mallock Mk28B				
1 -	1:23.797	+ 16.248	9:23:47.563	7 -	1:08.646	+ 1.097	9:31:02.050
2 -	1:18.727	+ 11.178	9:25:06.290	8 -	1:08.854	+ 1.305	9:32:10.904
3 -	1:14.183	+ 6.634	9:26:20.473	9 -	1:08.715	+ 1.166	9:33:19.619
4 -	1:11.429	+ 3.880	9:27:31.902	10 -	1:08.455	+ 0.906	9:34:28.074
5 -	1:11.467	+ 3.918	9:28:43.369	11 -	1:07.549		9:35:35.623
6 -	1:10.035	+ 2.486	9:29:53.404				
87	Tim COVILL		P Mallock Mk31				
1 -	1:14.907	+ 9.347	9:22:36.898	7 -	1:06.251	+ 0.691	9:29:29.242
2 -	1:11.251	+ 5.691	9:23:48.149	8 -	1:06.778	+ 1.218	9:30:36.020
3 -	1:10.049	+ 4.489	9:24:58.198	9 -	1:06.156	+ 0.596	9:31:42.176
4 -	1:09.269	+ 3.709	9:26:07.467	10 -	1:06.250	+ 0.690	9:32:48.426
5 -	1:07.496	+ 1.936	9:27:14.963	11 -	1:05.602	+ 0.042	9:33:54.028
6 -	1:08.028	+ 2.468	9:28:22.991	12 -	1:05.560		9:34:59.588

CARS 8 & 12 - TRANSPONDER STOPPED WORKING PLEASE CHECK

Weather / Track : Cloudy / Damp

Silverstone National
Circuit Length = 1.6390 miles
Start: 09:19 End: 09:36

BARC Clubmans Cup

QUALIFYING - RACE 17 - LAP ANALYSIS

88 Steve EVERSON		P Mallock Mk30 EB Proto					
1 -	1:21.443	+ 17.871	9:23:23.743	7 -	1:06.851	+ 3.279	9:30:16.378
2 -	1:11.445	+ 7.873	9:24:35.188	8 -	1:05.457	+ 1.885	9:31:21.835
3 -	1:08.690	+ 5.118	9:25:43.878	9 -	1:05.095	+ 1.523	9:32:26.930
4 -	1:08.324	+ 4.752	9:26:52.202	10 -	1:03.650	+ 0.078	9:33:30.580
5 -	1:09.148	+ 5.576	9:28:01.350	11 -	1:04.051	+ 0.479	9:34:34.631
6 -	1:08.177	+ 4.605	9:29:09.527	12 -	1:03.572		9:35:38.203

89 Otto ZUIDEMA		P Mallock Mk20					
1 -	1:16.934	+ 12.986	9:24:17.344	7 -	1:06.606	+ 2.658	9:31:06.950
2 -	1:12.900	+ 8.952	9:25:30.244	8 -	1:05.141	+ 1.193	9:32:12.091
3 -	1:10.306	+ 6.358	9:26:40.550	9 -	1:04.662	+ 0.714	9:33:16.753
4 -	1:07.870	+ 3.922	9:27:48.420	10 -	1:04.414	+ 0.466	9:34:21.167
5 -	1:05.707	+ 1.759	9:28:54.127	11 -	1:03.948		9:35:25.115
6 -	1:06.217	+ 2.269	9:30:00.344				


CARS 8 & 12 - TRANSPONDER STOPPED WORKING PLEASE CHECK

Weather / Track : Cloudy / Damp

Silverstone National
 Circuit Length = 1.6390 miles
 Start: 09:19 End: 09:36

BARC Clubmans Cup

RACE 17 - GRID

ROW 9	1:10.571 23 Alan COOK	1:08.827 77 Phil WEAVER
ROW 8	1:08.159 19 Howard PAYNE	1:08.035 8 Peter RICHINGS
ROW 7	1:07.549 85 Ian CROMBIE	1:07.294 4 Marcus BICKNELL
ROW 6	1:06.039 11 Jamie CHAMPKIN	1:05.988 33 Tom BROWN
ROW 5	1:05.560 87 Tim COVILL	1:05.277 6 Barry WEBB
ROW 4	1:05.089 1 Russell MUNNS	1:05.024 3 Daniel GIBSON
ROW 3	1:04.877 2 Alex CHAMPKIN	1:04.814 27 Adrian LANGRIDGE
ROW 2	1:04.290 12 Mike EVANS	1:04.123 81 Paul GIBSON
ROW 1	1:03.948 89 Otto ZUIDEMA	1:03.572 88 Steve EVERSON
Pole		
		

Silverstone National
Circuit Length = 1.6390 miles

These results are provisional until the conclusion of any judicial and technical matters.

Clerk of Course :	Timekeeper :
-------------------	--------------

BARC Clubmans Cup

RACE 17 - CLASSIFICATION

POS	NO	CL	NAME	ENTRY	LAPS	TIME	GAP	DIFF	MPH	BEST	ON
1	81	P	Paul GIBSON	Nemesis K 10 Proto	17	16:27.284			101.59	57.221	6
2	88	P	Steve EVERSON	Mallock Mk30 EB Proto	17	17:07.058	39.774	39.774	97.66	59.271	5
3	89	P	Otto ZUIDEMA	Mallock Mk20	17	17:12.559	45.275	5.501	97.14	1:00.052	5
4	87	P	Tim COVILL	Mallock Mk31	16	16:46.171	1 lap	1 lap	93.82	1:02.190	11
5	12	C	Mike EVANS	Rage	16	16:47.491	1 lap	1.320	93.70	1:02.045	11
6	1	C	Russell MUNNS	Mallock Mk28/30	16	16:48.817	1 lap	1.326	93.58	1:02.289	13
7	2	C	Alex CHAMPKIN	Vision V85/9	16	16:49.681	1 lap	0.864	93.50	1:02.131	9
8	6	C	Barry WEBB	Mallock Mk23B	16	16:50.786	1 lap	1.105	93.39	1:02.087	10
9	4	C	Marcus BICKNELL	Mallock Mk26 SG EB	16	16:55.259	1 lap	4.473	92.98	1:02.119	5
10	85	P	Ian CROMBIE	Mallock Mk28B	16	17:04.519	1 lap	9.260	92.14	1:02.419	11
11	27	C	Adrian LANGRIDGE	Mallock Mk27	16	17:05.986	1 lap	1.467	92.01	1:03.049	16
12	8	C	Peter RICHINGS	Mallock Mk30PR	16	17:06.561	1 lap	0.575	91.96	1:02.904	14
13	33	C	Tom BROWN	Mallock Mk29	16	17:23.369	1 lap	16.808	90.48	1:03.858	10
14	11	C	Jamie CHAMPKIN	Phantom P94/11	16	17:23.657	1 lap	0.288	90.45	1:04.198	9
15	23	C	Alan COOK	Mallock Mk23	15	17:20.070	2 laps	1 lap	85.09	1:06.846	7

NOT CLASSIFIED

DNF	3	C	Daniel GIBSON	Nemesis k10	9	9:34.401	8 laps	6 laps	92.44	1:02.221	9
DNF	77	C	Phil WEAVER	Dart K Sport	6	6:46.989	11 laps	3 laps	86.98	1:04.166	4

FASTEST LAP

81	P	Paul GIBSON	Nemesis K 10 Proto	6	57.221	103.11 mph	165.94 kph
12	C	Mike EVANS	Rage	11	1:02.045	95.09 mph	153.04 kph

Weather / Track : Cloudy / Dry

These results are provisional until the conclusion of any judicial and technical matters.

Silverstone National

Circuit Length = 1.6390 miles

Start: 15:26 End: 15:43

Clerk of Course :	Timekeeper :
-------------------	--------------

BARC Clubmans Cup
RACE 17 - LAP CHART

Lap 1			Lap 2			Lap 3			Lap 4			Lap 5		
No	Behind	Laptime	No	Behind	Laptime	No	Behind	Laptime	No	Behind	Laptime	No	Behind	Laptime
88		1:03.052	81		58.637	81		58.218	81		57.608	81		57.551
81	0.208	1:03.260	88	1.618	1:00.463	88	3.027	59.627	88	4.888	59.469	88	6.608	59.271
89	1.192	1:04.244	89	3.036	1:00.689	89	5.152	1:00.334	89	7.687	1:00.143	89	10.188	1:00.052
87	4.264	1:07.316	87	7.923	1:02.504	87	12.479	1:02.774	87	17.898	1:03.027	87	22.792	1:02.445
12	5.040	1:08.092	12	9.006	1:02.811	12	13.875	1:03.087	12	18.780	1:02.513	12	23.552	1:02.323
3	5.331	1:08.383	3	9.651	1:03.165	3	14.301	1:02.868	3	19.622	1:02.830	1	24.787	1:02.716
27	5.476	1:08.528	1	10.291	1:03.518	1	14.400	1:02.327	3	20.728	1:04.035	6	27.007	1:03.263
1	5.618	1:08.670	6	11.285	1:04.096	6	16.203	1:03.136	6	21.295	1:02.700	2	27.756	1:02.675
6	6.034	1:09.086	27	12.228	1:05.597	2	18.061	1:03.553	2	22.632	1:02.179	3	27.958	1:04.781
33	6.800	1:09.852	85	12.414	1:03.995	4	18.536	1:03.586	4	23.625	1:02.697	4	28.193	1:02.119
85	7.264	1:10.316	2	12.726	1:03.283	85	19.387	1:05.191	85	24.970	1:03.191	27	31.906	1:03.456
4	7.803	1:10.855	4	13.168	1:04.210	27	19.461	1:05.451	27	26.001	1:04.148	8	32.162	1:03.448
2	8.288	1:11.340	33	13.297	1:05.342	33	20.183	1:05.104	8	26.265	1:03.576	85	32.428	1:05.009
8	9.093	1:12.145	8	13.694	1:03.446	8	20.297	1:04.821	33	27.341	1:04.766	33	34.383	1:04.593
11	9.592	1:12.644	11	15.302	1:04.555	11	22.008	1:04.924	11	28.698	1:04.298	11	35.375	1:04.228
77	10.005	1:13.057	77	16.277	1:05.117	77	23.062	1:05.003	77	29.620	1:04.166	77	36.244	1:04.175
23	12.813	1:15.865	23	21.746	1:07.778	23	30.977	1:07.449	23	40.812	1:07.443	23	50.273	1:07.012

Weather / Track : Cloudy / Dry

Silverstone National
 Circuit Length = 1.6390 miles
 Start: 15:26 End: 15:43

BARC Clubmans Cup
RACE 17 - LAP CHART

Lap 6			Lap 7			Lap 8			Lap 9			Lap 10		
No	Behind	Laptime	No	Behind	Laptime	No	Behind	Laptime	No	Behind	Laptime	No	Behind	Laptime
81		57.221	81		57.411	81		57.746	81		57.643	81		57.328
88	8.813	59.426	23	1 LAP	1:08.443	23	1 LAP	1:06.846	88	19.789	1:03.353	85	1 LAP	1:03.226
89	13.608	1:00.641	88	10.942	59.540	88	14.079	1:00.883	89	23.181	1:00.743	11	1 LAP	1:04.198
87	27.810	1:02.239	89	16.672	1:00.475	89	20.081	1:01.155	23	1 LAP	1:10.835	33	1 LAP	1:04.904
12	28.719	1:02.388	87	33.371	1:02.972	87	38.292	1:02.667	87	43.304	1:02.655	88	22.426	59.965
1	30.401	1:02.835	12	33.908	1:02.600	12	39.039	1:02.877	12	43.950	1:02.554	89	25.983	1:00.130
6	32.185	1:02.399	1	35.766	1:02.776	1	40.576	1:02.556	1	45.534	1:02.601	23	1 LAP	1:09.026
2	32.999	1:02.464	6	37.237	1:02.463	6	42.253	1:02.762	6	47.179	1:02.569	87	48.180	1:02.204
4	33.532	1:02.560	2	38.631	1:03.043	2	43.368	1:02.483	2	47.856	1:02.131	12	49.030	1:02.408
3	34.669	1:03.932	4	38.877	1:02.756	4	43.826	1:02.695	4	48.717	1:02.534	1	50.555	1:02.349
27	38.269	1:03.584	3	39.720	1:02.462	3	44.528	1:02.554	3	49.106	1:02.221	6	51.938	1:02.087
8	38.832	1:03.891	27	44.508	1:03.650	27	50.463	1:03.701	27	56.206	1:03.386	2	52.699	1:02.171
85	39.300	1:04.093	8	44.862	1:03.441	8	51.004	1:03.888	8	56.610	1:03.249	4	53.643	1:02.254
33	42.030	1:04.868	85	45.757	1:03.868	85	52.416	1:04.405						
11	42.416	1:04.262	33	49.342	1:04.723	11	57.227	1:05.366						
77	54.494	1:15.471	11	49.607	1:04.602	33	57.262	1:05.666						

Weather / Track : Cloudy / Dry

Silverstone National
 Circuit Length = 1.6390 miles
 Start: 15:26 End: 15:43

BARC Clubmans Cup
RACE 17 - LAP CHART

Lap 11			Lap 12			Lap 13			Lap 14			Lap 15		
No	Behind	Laptime	No	Behind	Laptime	No	Behind	Laptime	No	Behind	Laptime	No	Behind	Laptime
81		58.098	81		57.363	81		58.072	81		58.373	81		57.695
27	1 LAP	1:03.406	4	1 LAP	1:02.818	12	1 LAP	1:02.611	87	1 LAP	1:03.025	87	1 LAP	1:02.681
85	1 LAP	1:03.062	27	1 LAP	1:03.596	1	1 LAP	1:02.924	12	1 LAP	1:03.263	12	1 LAP	1:02.445
8	1 LAP	1:05.016	85	1 LAP	1:02.419	6	1 LAP	1:02.697	1	1 LAP	1:02.289	1	1 LAP	1:02.794
33	1 LAP	1:03.858	8	1 LAP	1:03.399	2	1 LAP	1:02.666	6	1 LAP	1:02.452	6	1 LAP	1:02.210
11	1 LAP	1:04.720	33	1 LAP	1:04.683	4	1 LAP	1:03.187	2	1 LAP	1:02.368	2	1 LAP	1:02.253
88	25.110	1:00.782	11	1 LAP	1:05.010	23	2 LAPS	1:13.648	4	1 LAP	1:03.002	4	1 LAP	1:03.035
89	28.232	1:00.347	88	28.056	1:00.309	85	1 LAP	1:03.384	23	2 LAPS	1:07.687	85	1 LAP	1:02.681
23	1 LAP	1:09.137	89	31.276	1:00.407	27	1 LAP	1:03.662	85	1 LAP	1:03.015	27	1 LAP	1:03.409
87	52.272	1:02.190	87	57.452	1:02.543	8	1 LAP	1:03.921	27	1 LAP	1:04.021	8	1 LAP	1:02.904
12	52.977	1:02.045				33	1 LAP	1:04.695	8	1 LAP	1:03.151	23	2 LAPS	1:11.454
1	54.936	1:02.479				11	1 LAP	1:04.958	88	31.650	1:00.224	88	33.520	59.565
6	56.031	1:02.191				88	29.799	59.815	33	1 LAP	1:05.043	89	38.743	1:00.829
2	56.838	1:02.237				89	33.411	1:00.207	11	1 LAP	1:05.207	33	1 LAP	1:05.151
									89	35.609	1:00.571	11	1 LAP	1:04.912

Weather / Track : Cloudy / Dry

Silverstone National
 Circuit Length = 1.6390 miles
 Start: 15:26 End: 15:43

**BARC Clubmans Cup
RACE 17 - LAP CHART**

Lap 16			Lap 17		
No	Behind	Laptime	No	Behind	Laptime
81		57.505	81		57.555
87	1 LAP	1:02.437	87	1 LAP	1:02.492
12	1 LAP	1:02.580	12	1 LAP	1:02.894
1	1 LAP	1:02.539	1	1 LAP	1:02.614
2	1 LAP	1:02.496	2	1 LAP	1:02.339
6	1 LAP	1:03.500	6	1 LAP	1:03.175
4	1 LAP	1:03.234	4	1 LAP	1:03.717
85	1 LAP	1:03.481	85	1 LAP	1:03.183
27	1 LAP	1:03.342	27	1 LAP	1:03.049
8	1 LAP	1:03.133	8	1 LAP	1:03.132
88	37.356	1:01.341	88	39.774	59.973
23	2 LAPS	1:08.750	89	45.275	1:01.155
89	41.675	1:00.437	23	2 LAPS	1:08.697
33	1 LAP	1:05.100	33	1 LAP	1:05.021
11	1 LAP	1:04.681	11	1 LAP	1:05.092

Weather / Track : Cloudy / Dry

Silverstone National
Circuit Length = 1.6390 miles
Start: 15:26 End: 15:43