

Croft

21st/22nd August 2021

Darlington and District Motor Club



FORMULA SIDECAR RACING ASSOCIATION

www.fsra.org.uk



THE
Clubmans
REGISTER

S.M.A.R.T.

Scottish Motorsports Automatic Race Timing

Ravenslea, Melrose Road, Galashiels, TD1 2AT

Telephone : 01896 – 752447



DDMC Battle of Britain meeting

Sorted on best lap time

Clubmans Register

Croft 2.100 miles

Qualifying 6

21/08/2021 12:40

Practice (15:00 Time) started at 12:27:27

Pos	No.	Name	Make/Model	CC	Class	Laps	Best Tm	Diff	Best Speed	2nd Best
1	7	Steve DICKENS	Mallock Mk29	1800	CPS1	10	1:31.794		82.358	1:32.338
2	71	Cody TREE	Phantom P94	1800	CPS1	8	1:31.798	0.004	82.355	1:33.259
3	46	Jonathan HAIR	Beagle Mk4	1700	CPSA	9	1:32.016	0.222	82.160	1:34.265
4	47	Peter RICHINGS	Mallock MK30PR	1800	CPS1	10	1:33.639	1.845	80.736	1:33.788
5	66	Adrian LESTER	Clubman 35	1800	CPS1	9	1:34.353	2.559	80.125	1:35.485
6	20	Mathieu GAUTHIER-THORNTON	Phantom P94	1600	CPS2	9	1:34.382	2.588	80.100	1:34.670
7	68	Jarred LESTER	Clubman 35	1800	CPS1	9	1:34.652	2.858	79.872	1:35.752
8	84	Michelle HAYWARD	Mallock Mk23	1600	CPS2	9	1:35.121	3.327	79.478	1:36.105
9	50	Clive WOOD	Mallock Mk23	1800	CPS1	9	1:35.907	4.113	78.826	1:36.769
10	17	Alan COOK	Mallock Mk20B/21	1700	CPSA	9	1:37.302	5.508	77.696	1:37.884
11	4	Steven CHAPLIN	Phantom P79	1700	CPSA	9	1:38.416	6.622	76.817	1:39.302
12	53	Paul FREEMAN	Ardmore FRO6B	1600	CPS2	9	1:39.960	8.166	75.630	1:40.300
13	25	Martin WALKER	Mallock Mk16	1600	CPSB	9	1:40.298	8.504	75.375	1:40.607
14	54	Barry WEBB	Mallock Mk16	1600	CPSB	9	1:40.963	9.169	74.879	1:41.023
15	35	Christopher BURNHAM	Mallock Mk21	1600	CPS2	9	1:41.728	9.934	74.316	1:42.903
16	15	Adrian HOLEY	Mallock Mk20B	1700	CPSA	8	1:42.935	11.141	73.444	1:43.208
17	5	Neil CHAPMAN	Mallock Mk26	1600	CPS2	5	1:43.465	11.671	73.068	1:47.129
18	52	Roger WATTON	Mallock Mk20B	1600	CPS2	8	1:45.418	13.624	71.715	1:45.760
19	42	Pippa TANNER-WOOD	Mallock Mk20B	1600	CPSB	7	1:45.796	14.002	71.458	1:47.208
20	62	John LAMBERT	Mallock Mk23	1600	CPS2	8	1:46.042	14.248	71.293	1:46.673
21	76	Morris HART	Mallock Mk18	1600	CPS2	8	1:46.823	15.029	70.771	1:47.421
22	87	Samantha EVANS	Mallock Mk27	1600	CPS2	8	1:48.420	16.626	69.729	1:50.392
23	60	Trish HUNTER	Mallock Mk18	1600	CPSB	8	1:50.201	18.407	68.602	1:51.904
24	40	Mike UPTON	Mallock Mk20B	1600	CPSB	6	1:55.255	23.461	65.594	1:55.261

Announcements

Car No.53 - No working transponder - Please fix before 1st Race.

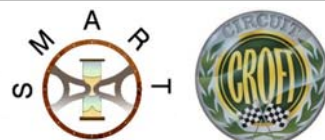
Clerk of the Course

Sig : Time:
Chief Timekeeper : Ian Sharp (SMART Timing)

Results available at www.smart-timing.co.uk and www.speedhive.com

Printed: 21/08/2021 12:47:51

Orbits





DDMC Battle of Britain meeting

Clubmans Register

Qualifying 6

Practice (15:00 Time) started at 12:27:27

Croft 2.100 miles

21/08/2021 12:40



Lap	Time of Day	Lap Tm	SFSpd
(7) Steve DICKENS			
1	12:29:15.643		98.0
2	12:30:56.361	1:40.718	99.1
3	12:32:33.096	1:36.735	99.1
4	12:34:07.609	1:34.513	99.3
5	12:35:43.635	1:36.026	100.6
6	12:37:21.098	1:37.463	100.5
7	12:38:53.903	1:32.805	100.2
8	12:40:26.241	1:32.338	100.3
9	12:41:59.131	1:32.890	100.0
10	12:43:30.925	1:31.794	100.9

Lap	Time of Day	Lap Tm	SFSpd
(71) Cody TREE			
1	12:29:32.073		91.9
2	12:31:14.716	1:42.643	94.4
3	12:32:51.826	1:37.110	96.0
4	12:34:25.969	1:34.143	97.3
5	12:35:59.228	1:33.259	97.3
6	12:37:35.338	1:36.110	96.4
7	12:39:09.996	1:34.658	98.5
8	12:40:41.794	1:31.798	94.7

Lap	Time of Day	Lap Tm	SFSpd
(46) Jonathan HAIR			
1	12:29:39.901		93.7
2	12:31:20.339	1:40.438	94.5
3	12:33:00.865	1:40.526	93.3
4	12:34:35.630	1:34.765	94.3
5	12:36:10.040	1:34.410	95.2
6	12:37:44.439	1:34.399	96.1
7	12:39:18.704	1:34.265	97.0
8	12:40:53.288	1:34.584	96.7
9	12:42:25.304	1:32.016	97.0

Lap	Time of Day	Lap Tm	SFSpd
(47) Peter RICHINGS			
1	12:29:20.281		85.4
2	12:30:57.631	1:37.350	101.5
3	12:32:33.821	1:36.190	100.9
4	12:34:10.257	1:36.436	100.8
5	12:35:45.337	1:35.080	101.2
6	12:37:23.164	1:37.827	101.5
7	12:38:57.192	1:34.028	101.4
8	12:40:30.980	1:33.788	101.8
9	12:42:04.619	1:33.639	102.6
10	12:43:38.926	1:34.307	100.0

Lap	Time of Day	Lap Tm	SFSpd
(66) Adrian LESTER			
1	12:29:50.220		95.9
2	12:31:32.955	1:42.735	100.8
3	12:33:14.256	1:41.301	102.1
4	12:34:51.556	1:37.300	102.8
5	12:36:29.176	1:37.620	102.0
6	12:38:03.529	1:34.353	102.8
7	12:39:40.459	1:36.930	102.3
8	12:41:15.944	1:35.485	102.1
9	12:42:52.189	1:36.245	102.3

Lap	Time of Day	Lap Tm	SFSpd
(20) Mathieu GAUTHIER-THORNTON			
1	12:28:50.339		88.1
2	12:30:25.184	1:34.845	88.3
3	12:31:59.566	1:34.382	87.6
4	12:33:36.277	1:36.711	87.2
5	12:35:13.494	1:37.217	86.3
6	12:36:56.309	1:42.815	86.1
7	12:38:30.979	1:34.670	86.0
8	12:40:06.494	1:35.515	85.8

Lap	Time of Day	Lap Tm	SFSpd
9	12:41:42.211	1:35.717	86.4
(68) Jarred LESTER			
1	12:29:54.516		96.7
2	12:31:42.206	1:47.690	98.8
3	12:33:26.046	1:43.840	97.7
4	12:35:06.169	1:40.123	97.0
5	12:36:44.233	1:38.064	98.3
6	12:38:19.985	1:35.752	99.1
7	12:39:56.871	1:36.886	98.5
8	12:41:31.523	1:34.652	98.7
9	12:43:11.508	1:39.985	97.8

Lap	Time of Day	Lap Tm	SFSpd
(84) Michelle HAYWARD			
1	12:29:17.258		84.0
2	12:30:59.205	1:41.947	88.2
3	12:32:35.802	1:36.597	89.5
4	12:34:11.907	1:36.105	89.5
5	12:35:48.634	1:36.727	88.3
6	12:37:29.741	1:41.107	87.4
7	12:39:08.225	1:38.484	87.0
8	12:40:50.404	1:42.179	88.5
9	12:42:25.525	1:35.121	87.4

Lap	Time of Day	Lap Tm	SFSpd
(50) Clive WOOD			
1	12:29:47.930		97.5
2	12:31:29.082	1:41.152	98.5
3	12:33:10.026	1:40.944	97.7
4	12:34:49.580	1:39.554	98.3
5	12:36:26.885	1:37.305	98.3
6	12:38:02.792	1:35.907	98.4
7	12:39:41.590	1:38.798	98.8
8	12:41:18.881	1:37.291	98.3
9	12:42:55.650	1:36.769	97.4

Lap	Time of Day	Lap Tm	SFSpd
(17) Alan COOK			
1	12:29:32.837		95.6
2	12:31:20.396	1:47.559	96.8
3	12:33:07.284	1:46.888	97.0
4	12:34:50.559	1:43.275	97.4
5	12:36:33.123	1:42.564	96.0
6	12:38:12.642	1:39.519	97.0
7	12:39:51.272	1:38.630	96.6
8	12:41:29.156	1:37.884	97.0
9	12:43:06.458	1:37.302	96.8

Lap	Time of Day	Lap Tm	SFSpd
(4) Steven CHAPLIN			
1	12:29:48.715		90.0
2	12:31:35.055	1:46.340	95.9
3	12:33:22.851	1:47.796	96.4
4	12:35:05.261	1:42.410	97.0
5	12:36:48.028	1:42.767	96.1
6	12:38:27.554	1:39.526	96.7
7	12:40:06.856	1:39.302	94.0
8	12:41:46.788	1:39.932	97.5
9	12:43:25.204	1:38.416	96.8

Lap	Time of Day	Lap Tm	SFSpd
(53) Paul FREEMAN			
1	12:29:32.366		
2	12:31:31.418	1:59.052	
3	12:33:26.045	1:54.627	
4	12:35:14.824	1:48.779	
5	12:36:58.447	1:43.623	
6	12:38:41.279	1:42.832	
7	12:40:21.579	1:40.300	
8	12:42:01.539	1:39.960	

Lap	Time of Day	Lap Tm	SFSpd
9	12:43:42.533	1:40.994	
(25) Martin WALKER			
1	12:29:34.970		80.0
2	12:31:22.862	1:47.892	82.1
3	12:33:08.523	1:45.661	81.6
4	12:34:51.878	1:43.355	82.6
5	12:36:34.332	1:42.454	83.2
6	12:38:25.128	1:50.796	83.1
7	12:40:06.242	1:41.114	82.8
8	12:41:46.849	1:40.607	83.3
9	12:43:27.147	1:40.298	83.6

Lap	Time of Day	Lap Tm	SFSpd
(54) Barry WEBB			
1	12:29:20.128		81.2
2	12:31:07.292	1:47.164	81.5
3	12:32:52.115	1:44.823	83.1
4	12:34:36.136	1:44.021	82.1
5	12:36:18.290	1:42.154	83.7
6	12:37:59.793	1:41.503	84.4
7	12:39:40.756	1:40.963	83.7
8	12:41:25.044	1:44.288	84.7
9	12:43:06.067	1:41.023	83.7

Lap	Time of Day	Lap Tm	SFSpd
(35) Christopher BURNHAM			
1	12:29:19.898		76.3
2	12:31:16.925	1:57.027	83.9
3	12:33:16.517	1:59.592	85.2
4	12:35:07.995	1:51.478	85.9
5	12:36:54.088	1:46.093	84.9
6	12:38:42.913	1:48.825	85.5
7	12:40:26.790	1:43.877	85.3
8	12:42:09.693	1:42.903	85.8
9	12:43:51.421	1:41.728	85.8

Lap	Time of Day	Lap Tm	SFSpd
(15) Adrian HOLEY			
1	12:29:25.662		84.3
2	12:31:18.882	1:53.220	89.6
3	12:33:06.535	1:47.653	87.6
4	12:34:49.885	1:43.350	89.8
5	12:36:32.820	1:42.935	86.8
6	12:38:16.366	1:43.546	86.1
7	12:39:59.574	1:43.208	82.6
8	12:41:54.273	1:54.699	

Lap	Time of Day	Lap Tm	SFSpd
(5) Neil CHAPMAN			
1	12:29:26.507		84.7
2	12:31:22.341	1:55.834	60.6
3	12:33:40.518	6:18.177	85.9
4	12:39:27.647	1:47.129	86.1
5	12:41:11.112	1:43.465	87.2

Lap	Time of Day	Lap Tm	SFSpd
(52) Roger WATTON			
1	12:29:50.177		80.9
2	12:31:44.560	1:54.383	84.5
3	12:33:32.754	1:48.194	85.8
4	12:35:21.500	1:48.746	85.5
5	12:37:08.112	1:46.612	85.2
6	12:38:53.875	1:45.763	86.1
7	12:40:39.635	1:45.760	86.4
8	12:42:25.053	1:45.418	86.1

Lap	Time of Day	Lap Tm	SFSpd
(42) Pippa TANNER-WOOD			
1	12:29:59.022		80.1
2	12:31:54.927	1:55.905	83.0
3	12:33:50.471	1:55.544	81.7

Clerk of the Course

Sig : Time:
Chief Timekeeper : Ian Sharp (SMART Timing)
Results available at www.smart-timing.co.uk and www.speedhive.com

Orbits





DDMC Battle of Britain meeting

Clubmans Register

Croft 2.100 miles

Qualifying 6

21/08/2021 12:40

Practice (15:00 Time) started at 12:27:27



Lap	Time of Day	Lap Tm	SFSpd	Lap	Time of Day	Lap Tm	SFSpd	Lap	Time of Day	Lap Tm	SFSpd
4	12:35:37.679	1:47.208	83.7								
5	12:37:29.084	1:51.405	83.5								
6	12:39:18.005	1:48.921	84.2								
7	12:41:03.801	1:45.796	84.8								

(62) John LAMBERT

1	12:29:53.766		81.2
2	12:31:53.832	2:00.066	86.7
3	12:33:48.036	1:54.204	86.6
4	12:35:35.579	1:47.543	87.2
5	12:37:26.559	1:50.980	87.3
6	12:39:15.788	1:49.229	86.6
7	12:41:01.830	1:46.042	88.1
8	12:42:48.503	1:46.673	86.8

(76) Morris HART

1	12:29:51.777		84.8
2	12:31:52.497	2:00.720	86.9
3	12:33:44.174	1:51.677	87.3
4	12:35:34.450	1:50.276	88.0
5	12:37:25.016	1:50.566	87.3
6	12:39:13.698	1:48.682	
7	12:41:01.119	1:47.421	89.2
8	12:42:47.942	1:46.823	88.0

(87) Samantha EVANS

1	12:30:08.900		81.3
2	12:32:04.769	1:55.869	82.8
3	12:33:58.391	1:53.622	83.1
4	12:35:53.617	1:55.226	85.2
5	12:37:48.043	1:54.426	85.5
6	12:39:36.463	1:48.420	86.1
7	12:41:29.547	1:53.084	83.0
8	12:43:19.939	1:50.392	83.4

(60) Trish HUNTER

1	12:30:05.481		76.3
2	12:31:59.083	1:53.602	80.7
3	12:33:52.736	1:53.653	81.1
4	12:35:45.011	1:52.275	75.8
5	12:37:42.555	1:57.544	82.8
6	12:39:32.756	1:50.201	80.9
7	12:41:24.660	1:51.904	80.7
8	12:43:18.281	1:53.621	82.5

(40) Mike UPTON

1	12:29:48.811		68.4
2	12:31:51.587	2:02.776	81.0
3	12:33:47.402	1:55.815	81.5
4	12:35:42.663	1:55.261	80.0
5	12:37:37.918	1:55.255	80.6
6	12:39:47.174	2:09.256	

Clerk of the Course

Sig : Time:
Chief Timekeeper : Ian Sharp (SMART Timing)
Results available at www.smart-timing.co.uk and www.speedhive.com

Orbits





DDMC Battle of Britain meeting

Clubmans Register

Croft 2.100 miles

Race 5 - 1st Race - AMENDED GRID

21/08/2021 15:30

Race (15:00 Time)

AMENDED GRID - Car No.5 Withdrawn

POLE POSITION

2	1	1
71 Cody TREE 1:31.798	7 Steve DICKENS 1:31.794	1
4	3	2
47 Peter RICHINGS 1:33.639	46 Jonathan HAIR 1:32.016	2
6	5	3
20 Mathieu GAUTHIER-THORNTON 1:34.382	66 Adrian LESTER 1:34.353	3
8	7	4
84 Michelle HAYWARD 1:35.121	68 Jarred LESTER 1:34.652	4
10	9	5
17 Alan COOK 1:37.302	50 Clive WOOD 1:35.907	5
12	11	6
53 Paul FREEMAN 1:39.960	4 Steven CHAPLIN 1:38.416	6
14	13	7
54 Barry WEBB 1:40.963	25 Martin WALKER 1:40.298	7
16	15	8
15 Adrian HOLEY 1:42.935	35 Christopher BURNHAM 1:41.728	8
18	17	9
42 Pippa TANNER-WOOD 1:45.796	52 Roger WATTON 1:45.418	9
20	19	10
76 Morris HART 1:46.823	62 John LAMBERT 1:46.042	10

Clerk of the Course

Sig :

Time:

Chief Timekeeper : Ian Sharp (SMART Timing)

Results available at www.smart-timing.co.uk and www.speedhive.com

Printed: 21/08/2021 14:17:18


Orbits





DDMC Battle of Britain meeting

Clubmans Register	Croft 2.100 miles	
Race 5 - 1st Race - AMENDED GRID	21/08/2021 15:30	
Race (15:00 Time)		



22

60 Trish HUNTER 1:50.201

21

87 Samantha EVANS 1:48.420

11

23

40 Mike UPTON 1:55.255

12





DDMC Battle of Britain meeting

Sorted on Laps

Clubmans Register

Croft 2.100 miles

Race 5 - 1st Race

21/08/2021 15:30

Race (15:00 Time) started at 15:51:07

Pos	No.	Name	Make/Model	CC	Class	Laps	Total Tm	Diff	Best Tm	In Lap	2nd Best
1	7	Steve DICKENS	Mallock Mk29	1800	CPS1	10	15:06.946		1:25.660	10	1:25.827
2	17	Alan COOK	Mallock Mk20B/21	1700	CPSA	10	15:07.569	0.623	1:25.341	10	1:26.467
3	46	Jonathan HAIR	Beagle Mk4	1700	CPSA	10	15:18.443	11.497	1:28.013	10	1:28.063
4	50	Clive WOOD	Mallock Mk23	1800	CPS1	10	15:26.728	19.782	1:26.477	9	1:26.816
5	47	Peter RICHINGS	Mallock MK30PR	1800	CPS1	10	15:27.422	20.476	1:28.124	9	1:28.832
6	68	Jarred LESTER	Clubman 35	1800	CPS1	10	15:28.288	21.342	1:27.349	10	1:28.289
7	20	Mathieu GAUTHIER-TH	Phantom P94	1600	CPS2	10	15:33.432	26.486	1:28.715	10	1:29.627
8	4	Steven CHAPLIN	Phantom P79	1700	CPSA	10	15:46.796	39.850	1:29.852	8	1:30.771
9	84	Michelle HAYWARD	Mallock Mk23	1600	CPS2	10	15:48.940	41.994	1:28.570	8	1:29.280
10	76	Morris HART	Mallock Mk18	1600	CPS2	10	16:27.290	1:20.344	1:35.852	8	1:35.996
11	53	Paul FREEMAN	Ardmore FRO6B	1600	CPS2	10	16:36.772	1:29.826	1:35.699	10	1:36.016
12	62	John LAMBERT	Mallock Mk23	1600	CPS2	10	16:42.084	1:35.138	1:36.439	7	1:36.556
13	54	Barry WEBB	Mallock Mk16	1600	CPSB	10	16:42.459	1:35.513	1:35.336	9	1:35.555
14	25	Martin WALKER	Mallock Mk16	1600	CPSB	10	16:42.942	1:35.996	1:36.354	10	1:37.124
15	52	Roger WATTON	Mallock Mk20B	1600	CPS2	9	15:20.637	1 Lap	1:38.153	5	1:38.837
16	87	Samantha EVANS	Mallock Mk27	1600	CPS2	9	15:32.603	1 Lap	1:37.052	9	1:37.544
17	60	Trish HUNTER	Mallock Mk18	1600	CPSB	9	15:49.115	1 Lap	1:42.628	5	1:42.899
18	42	Pippa TANNER-WOOD	Mallock Mk20B	1600	CPSB	9	15:50.492	1 Lap	1:40.587	9	1:42.752
19	40	Mike UPTON	Mallock Mk20B	1600	CPSB	9	16:11.717	1 Lap	1:43.517	9	1:44.596
20	35	Christopher BURNHAM	Mallock Mk21	1600	CPS2	8	16:22.484	2 Laps	1:35.485	7	1:35.687
Not classified (80% = 8 Laps)											
DNF	66	Adrian LESTER	Clubman 35	1800	CPS1	8	14:05.394	DNF	1:36.577	5	1:37.882
DNF	15	Adrian HOLEY	Mallock Mk20B	1700	CPSA	1	1:58.129	DNF	1:49.635	1	
DNS	71	Cody TREE	Phantom P94	1800	CPS1			DNS		0	

Announcements

New Track Record (1:25.660) for Clubmans Register CPS1 by Steve DICKENS.

New Track Record (1:30.771) for Clubmans Register CPSA by Steven CHAPLIN.

New Track Record (1:28.570) for Clubmans Register CPS2 by Michelle HAYWARD.

Margin of Victory	Avg. Speed	Best Lap Tm	Best Speed	Best Lap by
0.623	83.357	1:25.341	88.586	17 - Alan COOK

Clerk of the Course

Sig : Time:
Chief Timekeeper : Ian Sharp (SMART Timing)

Results available at www.smart-timing.co.uk and www.speedhive.com

Printed: 21/08/2021 16:12:39

Orbits





DDMC Battle of Britain meeting

Clubmans Register

Race 5 - 1st Race

Race (15:00 Time) started at 15:51:07

Croft 2.100 miles

21/08/2021 15:30



Lap	Time of Day	Lap Tm	SFSpd
(7) Steve DICKENS			
1	15:52:49.255	1:40.743	99.6
2	15:54:24.283	1:35.028	100.5
3	15:55:57.377	1:33.094	101.4
4	15:57:30.156	1:32.779	101.5
5	15:59:00.166	1:30.010	101.7
6	16:00:28.254	1:28.088	102.8
7	16:01:55.304	1:27.050	101.4
8	16:03:23.087	1:27.783	100.8
9	16:04:48.914	1:25.827	101.8
10	16:06:14.574	1:25.660	101.8

(17) Alan COOK			
1	15:52:54.099	1:41.275	98.0
2	15:54:29.581	1:35.482	97.1
3	15:56:03.401	1:33.820	97.5
4	15:57:33.169	1:29.768	98.4
5	15:59:00.959	1:27.790	97.7
6	16:00:28.782	1:27.823	99.4
7	16:01:56.088	1:27.306	97.8
8	16:03:23.389	1:27.301	99.1
9	16:04:49.856	1:26.467	98.7
10	16:06:15.197	1:25.341	97.7

(46) Jonathan HAIR			
1	15:52:50.698	1:40.018	96.3
2	15:54:25.274	1:34.576	96.7
3	15:55:58.315	1:33.041	96.3
4	15:57:30.286	1:31.971	99.0
5	15:59:00.718	1:30.432	97.1
6	16:00:30.532	1:29.814	96.8
7	16:02:00.074	1:29.542	96.1
8	16:03:29.995	1:29.921	97.7
9	16:04:58.058	1:28.063	96.3
10	16:06:26.071	1:28.013	95.5

(50) Clive WOOD			
1	15:52:54.999	1:41.848	100.0
2	15:54:31.413	1:36.414	100.0
3	15:56:05.071	1:33.658	99.7
4	15:57:47.603	1:42.532	99.1
5	15:59:17.399	1:29.796	99.7
6	16:00:46.297	1:28.898	100.3
7	16:02:13.113	1:26.816	100.6
8	16:03:39.973	1:26.860	100.8
9	16:05:06.450	1:26.477	101.2
10	16:06:34.356	1:27.906	100.2

(47) Peter RICHINGS			
1	15:52:52.197	1:40.981	101.1
2	15:54:27.771	1:35.574	100.9
3	15:56:03.084	1:35.313	101.7
4	15:57:37.283	1:34.199	101.8
5	15:59:09.261	1:31.978	103.2
6	16:00:39.639	1:30.378	103.6
7	16:02:09.246	1:29.607	102.8
8	16:03:38.078	1:28.832	103.1
9	16:05:06.202	1:28.124	102.6
10	16:06:35.050	1:28.848	99.7

(68) Jarred LESTER			
1	15:52:52.462	1:40.038	99.4
2	15:54:28.136	1:35.674	96.7
3	15:56:03.805	1:35.669	99.9
4	15:57:41.763	1:37.958	100.8

5	15:59:12.840	1:31.077	100.6
6	16:00:41.966	1:29.126	101.5
7	16:02:11.173	1:29.207	100.6
8	16:03:40.278	1:29.105	101.7
9	16:05:08.567	1:28.289	101.1
10	16:06:35.916	1:27.349	101.1

(20) Mathieu GAUTHIER-THORNTON			
1	15:52:55.003	1:43.333	86.9
2	15:54:30.863	1:35.860	87.3
3	15:56:04.852	1:33.989	86.3
4	15:57:40.740	1:35.888	87.6
5	15:59:11.130	1:30.390	87.0
6	16:00:41.003	1:29.873	85.4
7	16:02:10.630	1:29.627	86.9
8	16:03:41.717	1:31.087	86.8
9	16:05:12.345	1:30.628	86.3
10	16:06:41.060	1:28.715	86.5

(4) Steven CHAPLIN			
1	15:52:56.424	1:43.151	97.7
2	15:54:34.210	1:37.786	96.6
3	15:56:11.297	1:37.087	96.6
4	15:57:45.168	1:33.871	97.1
5	15:59:18.439	1:33.271	99.0
6	16:00:50.763	1:32.324	98.8
7	16:02:22.721	1:31.958	98.5
8	16:03:52.573	1:29.852	99.7
9	16:05:23.653	1:31.080	98.5
10	16:06:54.424	1:30.771	97.1

(84) Michelle HAYWARD			
1	15:52:56.046	1:43.330	88.2
2	15:54:32.371	1:36.325	88.3
3	15:56:06.114	1:33.743	88.8
4	15:57:40.959	1:34.845	89.7
5	15:59:12.263	1:31.304	89.5
6	16:00:57.109	1:44.846	88.8
7	16:02:26.389	1:29.280	89.1
8	16:03:54.959	1:28.570	90.8
9	16:05:24.431	1:29.472	89.5
10	16:06:56.568	1:32.137	86.4

(76) Morris HART			
1	15:52:58.933	1:43.102	89.1
2	15:54:37.930	1:38.997	89.7
3	15:56:16.545	1:38.615	89.6
4	15:57:55.255	1:38.710	89.2
5	15:59:32.766	1:37.511	89.6
6	16:01:10.279	1:37.513	89.8
7	16:02:46.699	1:36.420	
8	16:04:22.551	1:35.852	
9	16:05:58.547	1:35.996	
10	16:07:34.918	1:36.371	

(53) Paul FREEMAN			
1	15:53:02.977	1:49.344	89.0
2	15:54:44.469	1:41.492	89.7
3	15:56:24.325	1:39.856	89.1
4	15:58:03.044	1:38.719	89.1
5	15:59:41.932	1:38.888	90.4
6	16:01:18.312	1:36.380	90.3
7	16:02:54.963	1:36.651	89.6
8	16:04:32.685	1:37.722	90.1
9	16:06:08.701	1:36.016	90.3
10	16:07:44.400	1:35.699	90.8

(62) John LAMBERT			
1	15:53:07.280	1:50.997	87.8
2	15:54:48.827	1:41.547	88.4
3	15:56:26.872	1:38.045	88.0
4	15:58:05.257	1:38.385	87.6
5	15:59:42.822	1:37.565	88.2
6	16:01:19.378	1:36.556	88.2
7	16:02:55.817	1:36.439	88.5
8	16:04:35.029	1:39.212	89.1
9	16:06:11.877	1:36.848	87.5
10	16:07:49.712	1:37.835	88.4

(54) Barry WEBB			
1	15:53:02.480	1:47.729	84.4
2	15:54:42.260	1:39.780	84.5
3	15:56:20.881	1:38.621	84.7
4	15:57:59.711	1:38.830	84.6
5	15:59:35.981	1:36.270	85.4
6	16:01:11.536	1:35.555	87.4
7	16:02:48.597	1:37.061	87.0
8	16:04:38.382	1:49.785	85.6
9	16:06:13.718	1:35.336	86.4
10	16:07:50.087	1:36.369	84.7

(25) Martin WALKER			
1	15:53:00.617	1:46.146	82.3
2	15:54:40.742	1:40.125	84.1
3	15:56:19.004	1:38.262	83.9
4	15:57:56.601	1:37.597	84.0
5	15:59:34.009	1:37.408	84.5
6	16:01:11.133	1:37.124	85.3
7	16:02:48.314	1:37.181	84.5
8	16:04:34.999	1:46.685	82.4
9	16:06:14.216	1:39.217	84.8
10	16:07:50.570	1:36.354	84.4

(52) Roger WATTON			
1	15:53:05.128	1:49.259	88.0
2	15:54:46.920	1:41.792	83.7
3	15:56:27.833	1:40.913	85.3
4	15:58:08.155	1:40.322	87.7
5	15:59:46.308	1:38.153	86.7
6	16:01:25.531	1:39.223	86.7
7	16:03:05.192	1:39.661	85.5
8	16:04:49.428	1:44.236	78.0
9	16:06:28.265	1:38.837	86.4

(87) Samantha EVANS			
1	15:53:10.000	1:53.035	86.7
2	15:54:56.023	1:46.023	86.6
3	15:56:39.184	1:43.161	87.6
4	15:58:22.017	1:42.833	87.5
5	16:00:04.111	1:42.094	88.5
6	16:01:46.752	1:42.641	87.4
7	16:03:25.635	1:38.883	88.4
8	16:05:03.179	1:37.544	88.4
9	16:06:40.231	1:37.052	88.2

(60) Trish HUNTER			
1	15:53:06.937	1:50.001	85.2
2	15:54:53.132	1:46.195	82.8
3	15:56:37.243	1:44.111	83.5
4	15:58:20.789	1:43.546	84.1
5	16:00:03.417	1:42.628	83.6
6	16:01:46.903	1:43.486	82.7

Clerk of the Course

Sig : Time:
Chief Timekeeper : Ian Sharp (SMART Timing)
Results available at www.smart-timing.co.uk and www.speedhive.com

Orbits





DDMC Battle of Britain meeting

Clubmans Register

Croft 2.100 miles

Race 5 - 1st Race

21/08/2021 15:30

Race (15:00 Time) started at 15:51:07



Lap	Time of Day	Lap Tm	SFSpd	Lap	Time of Day	Lap Tm	SFSpd	Lap	Time of Day	Lap Tm	SFSpd
7	16:03:29.802	1:42.899	84.3								
8	16:05:13.366	1:43.564	84.2								
9	16:06:56.743	1:43.377	84.2								

(42) Pippa TANNER-WOOD

1	15:53:09.463	1:52.856	84.0
2	15:54:55.067	1:45.604	84.6
3	15:56:38.451	1:43.384	85.6
4	15:58:21.203	1:42.752	85.8
5	16:00:06.846	1:45.643	85.1
6	16:01:50.345	1:43.499	85.5
7	16:03:33.347	1:43.002	85.5
8	16:05:17.533	1:44.186	85.4
9	16:06:58.120	1:40.587	85.2

(40) Mike UPTON

1	15:53:12.979	1:54.344	81.3
2	15:55:00.383	1:47.404	82.7
3	15:56:46.723	1:46.340	83.0
4	15:58:33.698	1:46.975	83.2
5	16:00:19.168	1:45.470	82.1
6	16:02:06.570	1:47.402	82.4
7	16:03:51.232	1:44.662	83.0
8	16:05:35.828	1:44.596	83.0
9	16:07:19.345	1:43.517	82.8

(35) Christopher BURNHAM

1	15:53:04.213	1:49.163	87.6
2	15:54:46.447	1:42.234	83.1
3	15:56:25.158	1:38.711	87.4
4	16:00:50.625	4:25.467	
5	16:02:42.696	1:52.071	86.9
6	16:04:18.940	1:36.244	88.0
7	16:05:54.425	1:35.485	87.5
8	16:07:30.112	1:35.687	87.5

(66) Adrian LESTER

1	15:52:54.083	1:42.349	101.4
2	15:54:33.046	1:38.963	102.0
3	15:56:13.832	1:40.786	101.1
4	15:57:52.838	1:39.006	99.9
5	15:59:29.415	1:36.577	99.9
6	16:01:07.297	1:37.882	92.4
7	16:02:55.825	1:48.528	82.6
8	16:05:13.022	2:17.197	

(15) Adrian HOLEY

1	15:53:05.757	1:49.635	59.6
---	--------------	----------	------

Clerk of the Course

Sig : Time:
Chief Timekeeper : Ian Sharp (SMART Timing)
Results available at www.smart-timing.co.uk and www.speedhive.com

Orbits





DDMC Battle of Britain meeting

Lapchart

Clubmans Register

Croft 2.100 miles

Race 5 - 1st Race

21/08/2021 15:30

Race (15:00 Time) started at 15:51:07



Competitors	Laps											
	0	1	2	3	4	5	6	7	8	9	10	
Steve DICKENS (7)	1	7	7	7	7	7	7	7	7	7	7	7
Jonathan HAIR (46)	2	46	46	46	46	46	17	17	17	17	17	17
Peter RICHINGS (47)	3	47	47	47	47	17	17	46	46	46	46	46
Mathieu GAUTHIER-THORNTON (20)	4	20	68	68	17	47	47	47	47	47	47	50
Adrian LESTER (66)	5	66	66	17	68	20	20	20	20	50	50	47
Jarred LESTER (68)	6	68	17	20	20	84	84	68	68	68	68	68
Michelle HAYWARD (84)	7	84	50	50	50	68	68	50	50	20	20	20
Alan COOK (17)	8	17	20	84	84	4	50	4	4	4	4	4
Clive WOOD (50)	9	50	84	66	4	50	4	84	84	84	84	84
Steven CHAPLIN (4)	10	4	4	4	66	66	66	66	76	76	76	76
Paul FREEMAN (53)	11	53	76	76	76	76	76	25	53	53	53	53
Martin WALKER (25)	12	25	25	25	25	25	25	54	25	62	62	62
Barry WEBB (54)	13	54	54	54	54	54	54	53	62	54	54	54
Christopher BURNHAM (35)	14	35	53	53	53	53	53	62	54	25	25	25
Morris HART (76)	15	76	35	35	35	62	62	62	66	52	52	52
Roger WATTON (52)	16	52	52	52	62	52	52	52	52	87	87	87
Adrian HOLEY (15)	17	15	15	62	52	60	60	87	87	66	60	60
John LAMBERT (62)	18	62	60	60	60	42	87	60	60	60	42	42
Pippa TANNER-WOOD (42)	19	42	62	42	42	87	42	42	42	42	40	40
Trish HUNTER (60)	20	60	42	87	87	40	40	40	40	40	40	40
Samantha EVANS (87)	21	87	87	40	40	35	35	35	35	35	35	35
Mike UPTON (40)	22	40	40									
-	23											

Clerk of the Course

Sig : Time:
Chief Timekeeper : Ian Sharp (SMART Timing)
Results available at www.smart-timing.co.uk and www.speedhive.com

Printed: 21/08/2021 16:13:52

Orbits





DDMC Battle of Britain meeting

Clubmans Register

Croft 2.100 miles

Race 12 - 2nd Race - AMENDED GRID

22/08/2021 12:50

Race (15:00 Time)

AMENDED GRID - Car No.15 withdrawn, No.5 added

POLE POSITION

2	7 Steve DICKENS 1:25.660
4	68 Jarred LESTER 1:27.349
6	47 Peter RICHINGS 1:28.124
8	20 Mathieu GAUTHIER-THORNTON 1:28.715
10	54 Barry WEBB 1:35.336
12	53 Paul FREEMAN 1:35.699
14	25 Martin WALKER 1:36.354
16	66 Adrian LESTER 1:36.577
18	52 Roger WATTON 1:38.153
20	60 Trish HUNTER 1:42.628

1	17 Alan COOK 1:25.341
3	50 Clive WOOD 1:26.477
5	46 Jonathan HAIR 1:28.013
7	84 Michelle HAYWARD 1:28.570
9	4 Steven CHAPLIN 1:29.852
11	35 Christopher BURNHAM 1:35.485
13	76 Morris HART 1:35.852
15	62 John LAMBERT 1:36.439
17	87 Samantha EVANS 1:37.052
19	42 Pippa TANNER-WOOD 1:40.587

1
2
3
4
5
6
7
8
9
10

Clerk of the Course

Sig : Time:
Chief Timekeeper : Ian Sharp (SMART Timing)

Results available at www.smart-timing.co.uk and www.speedhive.com

Printed: 22/08/2021 10:44:57


Orbits





DDMC Battle of Britain meeting

Clubmans Register	Croft 2.100 miles
Race 12 - 2nd Race - AMENDED GRID	22/08/2021 12:50
Race (15:00 Time)	



22

71 Cody TREE

21

40 Mike UPTON
1:43.517

11

23

5 Neil CHAPMAN

12





DDMC Battle of Britain meeting

Sorted on Laps

Clubmans Register

Croft 2.100 miles

Race 12 - 2nd Race - AMENDED RESULT

22/08/2021 12:50

Race (15:00 Time) started at 12:54:42

Pos	No.	Name	Make/Model	CC	Class	Laps	Total Tm	Diff	Best Tm	In Lap	2nd Best
1	17	Alan COOK	Mallock Mk20B/	1700	CPSA	10	15:47.644		1:25.724	7	1:26.041
2	50	Clive WOOD	Mallock Mk23	1800	CPS1	10	16:03.693	16.049	1:28.202	10	1:28.497
3	7	Steve DICKENS	Mallock Mk29	1800	CPS1	10	16:03.986	16.342	1:28.772	10	1:28.964
4	71	Cody TREE	Phantom P94	1800	CPS1	10	16:09.256	21.612	1:25.831	9	1:25.947
5	47	Peter RICHINGS	Mallock MK30PR	1800	CPS1	10	16:22.634	34.990	1:28.111	7	1:28.148
6	4	Steven CHAPLIN	Phantom P79	1700	CPSA	10	16:26.055	38.411	1:30.904	7	1:31.039
7	84	Michelle HAYWARD	Mallock Mk23	1600	CPS2	10	16:29.540	41.896	1:29.864	9	1:31.476
8	76	Morris HART	Mallock Mk18	1600	CPS2	10	16:34.641	46.997	1:31.417	9	1:33.168
9	54	Barry WEBB	Mallock Mk16	1600	CPSB	10	16:51.018	1:03.374	1:34.464	8	1:34.815
10	25	Martin WALKER	Mallock Mk16	1600	CPSB	10	16:51.448	1:03.804	1:34.520	8	1:34.998
11	62	John LAMBERT	Mallock Mk23	1600	CPS2	10	16:55.488	1:07.844	1:35.210	7	1:35.431
12	66	Adrian LESTER	Clubman 35	1800	CPS1	10	17:03.012	1:15.368	1:32.870	6	1:34.154
13	20	Mathieu GAUTHIER-THORNTON	Phantom P94	1600	CPS2	10	17:03.912	1:16.268	1:30.235	7	1:31.046
14	53	Paul FREEMAN	Ardmore FRO6B	1600	CPS2	10	17:07.792	1:20.148	1:36.037	9	1:36.400
15	87	Samantha EVANS	Mallock Mk27	1600	CPS2	10	17:08.423	1:20.779	1:34.373	10	1:36.653
16	5	Neil CHAPMAN	Mallock Mk26	1600	CPS2	10	17:28.534	1:40.890	1:36.114	8	1:37.498
17	40	Mike UPTON	Mallock Mk20B	1600	CPSB	9	16:09.303	1 Lap	1:42.180	7	1:42.235
18	60	Trish HUNTER	Mallock Mk18	1600	CPSB	9	16:19.262	1 Lap	1:41.516	6	1:42.776
19	52	Roger WATTON	Mallock Mk20B	1600	CPS2	9	16:27.179	1 Lap	1:43.838	8	1:44.411
20	42	Pippa TANNER-WOOD	Mallock Mk20B	1600	CPSB	9	16:31.704	1 Lap	1:43.742	8	1:44.631
Not classified											
DNF	68	Jarred LESTER	Clubman 35	1800	CPS1	8	13:16.671	DNF	1:30.647	7	1:31.540
DNF	35	Christopher BURNHAM	Mallock Mk21	1600	CPS2	4	7:26.489	DNF	1:43.335	2	1:49.369
DNF	46	Jonathan HAIR	Beagle Mk4	1700	CPSA	3	5:20.921	DNF	1:34.232	2	1:41.762

Announcements

AMENDED RESULT 14:10 - Car No.17 - 10 second time penalty added to racetime (C 1.1.5)

Margin of Victory	Avg. Speed	Best Lap Tm	Best Speed	Best Lap by
16.049	79.777	1:25.724	88.190	17 - Alan COOK

Clerk of the Course

Sig : Time:
Chief Timekeeper : Ian Sharp (SMART Timing)

Results available at www.smart-timing.co.uk and www.speedhive.com

Printed: 22/08/2021 14:11:11

Orbits





DDMC Battle of Britain meeting

Clubmans Register

Race 12 - 2nd Race - AMENDED RESULT

Race (15:00 Time) started at 12:54:42

Croft 2.100 miles

22/08/2021 12:50



Lap	Time of Day	Lap Tm	SFSpd
(17) Alan COOK			
1	12:56:19.542	1:36.347	96.0
2	12:57:48.801	1:29.259	97.0
3	12:59:21.585	1:32.784	57.7
4	13:01:48.978	2:27.393	96.1
5	13:03:15.311	1:26.333	97.1
6	13:04:41.869	1:26.558	96.0
7	13:06:07.593	1:25.724	97.5
8	13:07:36.281	1:28.688	96.8
9	13:09:04.248	1:27.967	96.8
10	13:10:30.289	1:26.041	95.7

Lap	Time of Day	Lap Tm	SFSpd
(50) Clive WOOD			
1	12:56:28.757	1:43.126	98.3
2	12:58:02.894	1:34.137	97.1
3	12:59:39.334	1:36.440	92.2
4	13:01:50.984	2:11.650	98.7
5	13:03:21.698	1:30.714	99.1
6	13:04:51.970	1:30.272	98.4
7	13:06:20.467	1:28.497	99.4
8	13:07:49.421	1:28.954	99.9
9	13:09:18.136	1:27.715	99.3
10	13:10:46.338	1:28.202	98.5

Lap	Time of Day	Lap Tm	SFSpd
(7) Steve DICKENS			
1	12:56:24.156	1:39.631	99.3
2	12:57:57.513	1:33.357	100.0
3	12:59:33.834	1:36.321	59.7
4	13:01:50.061	2:16.227	100.0
5	13:03:21.092	1:31.031	100.3
6	13:04:50.296	1:29.204	100.8
7	13:06:19.897	1:29.601	100.2
8	13:07:48.895	1:28.998	100.3
9	13:09:17.859	1:28.964	100.2
10	13:10:46.631	1:28.772	100.9

Lap	Time of Day	Lap Tm	SFSpd
(71) Cody TREE			
1	12:56:35.335	1:43.911	94.3
2	12:58:08.515	1:33.180	95.9
3	12:59:45.376	1:36.861	84.2
4	13:01:54.072	2:08.696	89.0
5	13:03:24.196	1:30.124	97.5
6	13:04:50.983	1:26.787	96.1
7	13:06:16.930	1:25.947	97.5
8	13:07:48.221	1:31.291	97.7
9	13:09:14.052	1:25.831	97.7
10	13:10:41.901	1:27.849	97.0

Lap	Time of Day	Lap Tm	SFSpd
(47) Peter RICHINGS			
1	12:56:23.977	1:37.166	100.9
2	12:57:53.343	1:29.366	100.9
3	12:59:23.997	1:30.654	64.3
4	13:01:49.653	2:25.656	101.2
5	13:03:17.801	1:28.148	100.6
6	13:04:46.752	1:28.951	100.8
7	13:06:14.863	1:28.111	101.4
8	13:08:01.599	1:46.736	91.3
9	13:09:35.723	1:34.124	101.8
10	13:11:05.279	1:29.556	100.2

Lap	Time of Day	Lap Tm	SFSpd
(4) Steven CHAPLIN			
1	12:56:29.319	1:41.422	95.9
2	12:58:04.816	1:35.497	96.0
3	12:59:45.042	1:40.226	97.8
4	13:01:54.205	2:09.163	97.7

Lap	Time of Day	Lap Tm	SFSpd
5	13:03:26.179	1:31.974	96.8
6	13:04:57.218	1:31.039	97.0
7	13:06:28.122	1:30.904	97.1
8	13:08:00.502	1:32.380	97.5
9	13:09:35.147	1:34.645	97.7
10	13:11:08.700	1:33.553	90.0

Lap	Time of Day	Lap Tm	SFSpd
(84) Michelle HAYWARD			
1	12:56:31.338	1:43.709	86.1
2	12:58:09.669	1:38.331	86.3
3	12:59:47.043	1:37.374	84.4
4	13:01:55.234	2:08.191	88.3
5	13:03:30.150	1:34.916	89.6
6	13:05:04.349	1:34.199	88.8
7	13:06:39.360	1:35.011	86.7
8	13:08:10.836	1:31.476	88.0
9	13:09:40.700	1:29.864	88.2
10	13:11:12.185	1:31.485	85.4

Lap	Time of Day	Lap Tm	SFSpd
(76) Morris HART			
1	12:56:31.000	1:42.257	88.8
2	12:58:08.491	1:37.491	88.8
3	12:59:44.876	1:36.385	83.3
4	13:01:54.030	2:09.154	88.8
5	13:03:30.042	1:36.012	88.8
6	13:05:04.320	1:34.278	87.7
7	13:06:39.167	1:34.847	88.4
8	13:08:12.701	1:33.534	89.1
9	13:09:44.118	1:31.417	89.2
10	13:11:17.286	1:33.168	76.9

Lap	Time of Day	Lap Tm	SFSpd
(54) Barry WEBB			
1	12:56:36.444	1:48.211	84.4
2	12:58:20.146	1:43.702	84.3
3	13:00:04.365	1:44.219	79.5
4	13:01:59.435	1:55.070	83.2
5	13:03:37.502	1:38.067	85.4
6	13:05:13.675	1:36.173	85.3
7	13:06:49.050	1:35.375	82.2
8	13:08:23.514	1:34.464	85.5
9	13:09:58.329	1:34.815	85.3
10	13:11:33.663	1:35.334	85.2

Lap	Time of Day	Lap Tm	SFSpd
(25) Martin WALKER			
1	12:56:36.627	1:46.926	83.6
2	12:58:21.339	1:44.712	82.7
3	13:00:06.209	1:44.870	74.2
4	13:02:00.016	1:53.807	82.4
5	13:03:37.899	1:37.883	83.3
6	13:05:14.164	1:36.265	84.1
7	13:06:49.471	1:35.307	83.8
8	13:08:23.991	1:34.520	84.4
9	13:09:58.989	1:34.998	84.6
10	13:11:34.093	1:35.104	84.6

Lap	Time of Day	Lap Tm	SFSpd
(62) John LAMBERT			
1	12:56:38.158	1:48.382	86.0
2	12:58:21.320	1:43.162	88.5
3	13:00:07.697	1:46.377	64.7
4	13:02:01.115	1:53.418	87.8
5	13:03:38.167	1:37.052	88.2
6	13:05:14.932	1:36.765	87.2
7	13:06:50.142	1:35.210	87.6
8	13:08:26.597	1:36.455	84.5
9	13:10:02.028	1:35.431	86.1
10	13:11:38.133	1:36.105	85.3

Lap	Time of Day	Lap Tm	SFSpd
(66) Adrian LESTER			
1	12:56:37.024	1:46.788	100.0
2	12:58:18.171	1:41.147	100.5
3	12:59:57.955	1:39.784	101.1
4	13:01:56.704	1:58.749	101.7
5	13:03:32.127	1:35.423	102.3
6	13:05:04.997	1:32.870	102.9
7	13:06:58.834	1:53.837	93.6
8	13:08:36.764	1:37.930	101.8
9	13:10:10.918	1:34.154	101.5
10	13:11:45.657	1:34.739	102.0

Lap	Time of Day	Lap Tm	SFSpd
(20) Mathieu GAUTHIER-THORNTON			
1	12:56:30.787	1:43.300	86.9
2	12:59:11.411	2:40.624	78.9
3	13:00:52.253	1:40.842	63.1
4	13:02:29.912	1:37.659	84.3
5	13:04:08.493	1:38.581	83.1
6	13:05:40.512	1:32.019	84.0
7	13:07:10.747	1:30.235	82.4
8	13:08:41.797	1:31.050	85.2
9	13:10:15.511	1:33.714	83.6
10	13:11:46.557	1:31.046	84.2

Lap	Time of Day	Lap Tm	SFSpd
(53) Paul FREEMAN			
1	12:56:35.358	1:46.955	87.3
2	12:58:20.492	1:45.134	87.8
3	13:00:10.543	1:50.051	82.1
4	13:02:02.964	1:52.421	87.8
5	13:03:45.043	1:42.079	88.1
6	13:05:23.543	1:38.500	87.5
7	13:07:00.848	1:37.305	88.5
8	13:08:38.000	1:37.152	89.6
9	13:10:14.037	1:36.037	89.4
10	13:11:50.437	1:36.400	89.4

Lap	Time of Day	Lap Tm	SFSpd
(87) Samantha EVANS			
1	12:56:40.833	1:50.282	86.1
2	12:58:23.819	1:42.986	87.0
3	13:00:13.843	1:50.024	73.7
4	13:02:08.848	1:55.005	86.4
5	13:03:46.700	1:37.852	87.5
6	13:05:24.217	1:37.517	87.7
7	13:07:03.237	1:39.020	86.3
8	13:08:40.042	1:36.805	88.0
9	13:10:16.695	1:36.653	88.1
10	13:11:51.068	1:34.373	87.6

Lap	Time of Day	Lap Tm	SFSpd
(5) Neil CHAPMAN			
1	12:56:45.939	1:54.307	87.5
2	12:58:28.434	1:42.495	88.5
3	13:00:14.673	1:46.239	73.7
4	13:02:09.241	1:54.568	88.5
5	13:03:47.518	1:38.277	89.0
6	13:05:25.016	1:37.498	88.8
7	13:07:02.759	1:37.743	88.4
8	13:08:38.873	1:36.114	89.4
9	13:10:27.962	1:49.089	72.6
10	13:12:11.179	1:43.217	68.1

Lap	Time of Day	Lap Tm	SFSpd
(40) Mike UPTON			
1	12:56:46.842		



DDMC Battle of Britain meeting

Clubmans Register

Croft 2.100 miles

Race 12 - 2nd Race - AMENDED RESULT

22/08/2021 12:50

Race (15:00 Time) started at 12:54:42



Lap	Time of Day	Lap Tm	SFSpd	Lap	Time of Day	Lap Tm	SFSpd	Lap	Time of Day	Lap Tm	SFSpd
5	13:03:59.624	1:43.846	83.0								
6	13:05:41.859	1:42.235	82.8								
7	13:07:24.039	1:42.180	82.8								
8	13:09:06.964	1:42.925	83.1								
9	13:10:51.948	1:44.984	82.6								

(60) Trish HUNTER

1	12:56:47.401	1:56.050	83.7
2	12:58:37.129	1:49.728	84.1
3	13:00:31.776	1:54.647	81.6
4	13:02:23.347	1:51.571	83.7
5	13:04:10.374	1:47.027	83.4
6	13:05:51.890	1:41.516	82.5
7	13:07:34.666	1:42.776	83.2
8	13:09:18.497	1:43.831	82.3
9	13:11:01.907	1:43.410	82.4

(52) Roger WATTON

1	12:56:46.166	1:55.335	85.3
2	12:58:36.849	1:50.683	85.3
3	13:00:30.642	1:53.793	83.8
4	13:02:22.564	1:51.922	85.5
5	13:04:10.343	1:47.779	86.0
6	13:05:56.324	1:45.981	86.7
7	13:07:40.735	1:44.411	87.4
8	13:09:24.573	1:43.838	86.8
9	13:11:09.824	1:45.251	87.3

(42) Pippa TANNER-WOOD

1	12:56:49.202	1:58.070	83.6
2	12:58:37.693	1:48.491	84.7
3	13:00:32.448	1:54.755	83.3
4	13:02:23.872	1:51.424	84.0
5	13:04:10.931	1:47.059	85.2
6	13:05:56.672	1:45.741	83.9
7	13:07:41.303	1:44.631	85.1
8	13:09:25.045	1:43.742	86.3
9	13:11:14.349	1:49.304	79.3

(68) Jarred LESTER

1	12:56:29.362	1:42.744	98.7
2	12:58:05.230	1:35.868	98.5
3	12:59:41.146	1:35.916	94.5
4	13:01:52.382	2:11.236	97.7
5	13:03:25.141	1:32.759	99.1
6	13:04:56.681	1:31.540	98.7
7	13:06:27.328	1:30.647	98.8
8	13:07:59.316	1:31.988	79.2

(35) Christopher BURNHAM

1	12:56:39.650	1:50.665	86.3
2	12:58:22.985	1:43.335	84.8
3	13:00:12.354	1:49.369	79.1
4	13:02:09.134	1:56.780	59.2

(46) Jonathan HAIR

1	12:56:28.154	1:41.762	96.6
2	12:58:02.386	1:34.232	94.4
3	13:00:03.566	2:01.180	

Clerk of the Course

Sig : Time:
Chief Timekeeper : Ian Sharp (SMART Timing)
Results available at www.smart-timing.co.uk and www.speedhive.com

Printed: 22/08/2021 14:17:03

Orbits





DDMC Battle of Britain meeting

Lapchart

Clubmans Register

Croft 2.100 miles

Race 12 - 2nd Race

22/08/2021 12:50

Race (15:00 Time) started at 12:54:42



Competitors	Laps											
		0	1	2	3	4	5	6	7	8	9	10
Alan COOK (17)	1	17	17	17	17	17	17	17	17	17	17	17
Steve DICKENS (7)	2	7	47	47	47	47	47	47	47	71	71	71
Clive WOOD (50)	3	50	7	7	7	7	7	7	71	7	7	50
Jonathan HAIR (46)	4	46	46	46	50	50	50	71	7	50	50	7
Jarred LESTER (68)	5	68	50	50	68	68	71	50	50	68	4	47
Peter RICHINGS (47)	6	47	4	4	76	76	68	68	68	4	47	4
Mathieu GAUTHIER-THORNTON (20)	7	20	68	68	4	71	4	4	4	47	84	84
Michelle HAYWARD (84)	8	84	20	76	71	4	76	76	76	84	76	76
Steven CHAPLIN (4)	9	4	76	71	84	84	84	84	84	76	54	54
Barry WEBB (54)	10	54	84	84	66	66	66	66	54	54	25	25
Paul FREEMAN (53)	11	53	71	66	46	54	54	54	25	25	62	62
Morris HART (76)	12	76	53	54	54	25	25	25	62	62	66	66
Christopher BURNHAM (35)	13	35	54	53	25	62	62	62	66	66	53	20
Martin WALKER (25)	14	25	25	62	62	53	53	53	53	53	20	53
John LAMBERT (62)	15	62	66	25	53	87	87	87	5	5	87	87
Adrian LESTER (66)	16	66	62	35	35	35	5	5	87	87	5	5
Samantha EVANS (87)	17	87	35	87	87	5	40	20	20	20	40	40
Roger WATTON (52)	18	52	87	5	5	40	20	40	40	40	60	60
Pippa TANNER-WOOD (42)	19	42	5	40	40	52	52	60	60	60	52	52
Trish HUNTER (60)	20	60	52	52	52	60	60	52	52	52	42	42
Cody TREE (71)	21	71	40	60	60	42	42	42	42	42		
Neil CHAPMAN (5)	22	5	60	42	42	20						
Mike UPTON (40)	23	40	42	20	20							

Clerk of the Course

Sig : Time:
Chief Timekeeper : Ian Sharp (SMART Timing)
 Results available at www.smart-timing.co.uk and www.speedhive.com

Orbits





DDMC Battle of Britain meeting

Clubmans Register

Croft 2.100 miles

Race 16 - 3rd Race - AMENDED GRID

22/08/2021 14:40

Race (15:00 Time)

POLE POSITION

2
50 Clive WOOD

1
17 Alan COOK

1

4
71 Cody TREE

3
7 Steve DICKENS

2

6
4 Steven CHAPLIN

5
47 Peter RICHINGS

3

8
76 Morris HART

7
84 Michelle HAYWARD

4

10
25 Martin WALKER

9
54 Barry WEBB

5

12
66 Adrian LESTER

11
62 John LAMBERT

6

14
53 Paul FREEMAN

13
20 Mathieu GAUTHIER-THORNTON

7

16
5 Neil CHAPMAN

15
87 Samantha EVANS

8

18
60 Trish HUNTER

17
40 Mike UPTON

9

20
42 Pippa TANNER-WOOD

19
52 Roger WATTON

10

Clerk of the Course

Orbits

Sig : Time:
Chief Timekeeper : Ian Sharp (SMART Timing)
Results available at www.smart-timing.co.uk and www.speedhive.com





DDMC Battle of Britain meeting

Clubmans Register

Croft 2.100 miles

Race 16 - 3rd Race - AMENDED GRID

22/08/2021 14:40

Race (15:00 Time)



22

35 Christopher BURNHAM

21

68 Jarred LESTER

11

23

46 Jonathon HAIR

12

Clerk of the Course

Sig : Time:
Chief Timekeeper : Ian Sharp (SMART Timing)
Results available at www.smart-timing.co.uk and www.speedhive.com

Printed: 22/08/2021 14:14:23

Orbits





DDMC Battle of Britain meeting

Sorted on Laps

Clubmans Register

Croft 2.100 miles

Race 16 - 3rd Race

22/08/2021 14:40

Race (15:00 Time) started at 14:50:15

Pos	No.	Name	Make/Model	CC	Class	Laps	Total Tm	Diff	Best Tm	In Lap	2nd Best
1	50	Clive WOOD	Mallock Mk23	1800	CPS1	11	15:22.978		1:20.714	5	1:21.627
2	7	Steve DICKENS	Mallock Mk29	1800	CPS1	11	15:30.824	7.846	1:21.839	3	1:22.029
3	47	Peter RICHINGS	Mallock MK30PR	1800	CPS1	11	15:33.962	10.984	1:22.800	9	1:23.143
4	17	Alan COOK	Mallock Mk20B/2.	1700	CPSA	11	15:39.988	17.010	1:23.494	5	1:23.864
5	4	Steven CHAPLIN	Phantom P79	1700	CPSA	11	16:04.552	41.574	1:25.309	10	1:25.507
6	84	Michelle HAYWARD	Mallock Mk23	1600	CPS2	11	16:08.068	45.090	1:25.190	10	1:25.328
7	66	Adrian LESTER	Clubman 35	1800	CPS1	11	16:45.106	1:22.128	1:25.332	5	1:25.354
8	76	Morris HART	Mallock Mk18	1600	CPS2	11	16:54.734	1:31.756	1:27.563	4	1:29.166
9	62	John LAMBERT	Mallock Mk23	1600	CPS2	10	15:26.220	1 Lap	1:30.718	8	1:30.760
10	53	Paul FREEMAN	Ardmore FRO6B	1600	CPS2	10	15:32.844	1 Lap	1:30.634	10	1:30.800
11	5	Neil CHAPMAN	Mallock Mk26	1600	CPS2	10	15:48.584	1 Lap	1:31.872	6	1:32.181
12	54	Barry WEBB	Mallock Mk16	1600	CPSB	10	15:48.948	1 Lap	1:32.054	6	1:32.180
13	25	Martin WALKER	Mallock Mk16	1600	CPSB	10	15:49.447	1 Lap	1:32.516	7	1:32.730
14	87	Samantha EVANS	Mallock Mk27	1600	CPS2	10	15:59.520	1 Lap	1:30.796	10	1:31.626
15	42	Pippa TANNER-WOOD	Mallock Mk20B	1600	CPSB	10	16:02.793	1 Lap	1:31.356	9	1:32.139
16	52	Roger WATTON	Mallock Mk20B	1600	CPS2	10	16:13.591	1 Lap	1:34.284	6	1:34.365
17	60	Trish HUNTER	Mallock Mk18	1600	CPSB	10	16:45.708	1 Lap	1:36.938	10	1:37.373

Not classified

DNF	71	Cody TREE	Phantom P94	1800	CPS1	6	8:45.720	DNF	1:21.585	4	1:21.585
DNF	20	Mathieu GAUTHIER-THORNTON	Phantom P94	1600	CPS2	1	1:45.589	DNF	1:39.334	1	
DNS	40	Mike UPTON	Mallock Mk20B	1600	CPSB			DNS		0	
DNS	68	Jarred LESTER	Clubman 35	1800	CPS1			DNS		0	
DNS	35	Christopher BURNHAM	Mallock Mk21	1600	CPS2			DNS		0	
DNS	46	Jonathan HAIR	Beagle Mk4	1700	CPSA			DNS		0	

Announcements

- New Track Record (1:20.714) for Clubmans Register CPS1 by Clive WOOD.
- New Track Record (1:25.003) for Clubmans Register CPSA by Alan COOK.
- New Track Record (1:25.834) for Clubmans Register CPS2 by Michelle HAYWARD.

Margin of Victory	Avg. Speed	Best Lap Tm	Best Speed	Best Lap by
7.846	90.100	1:20.714	93.664	50 - Clive WOOD

Clerk of the Course

Sig : Time:
Chief Timekeeper : Ian Sharp (SMART Timing)
Results available at www.smart-timing.co.uk and www.speedhive.com

Printed: 22/08/2021 15:08:39



Orbits



DDMC Battle of Britain meeting

Clubmans Register

Race 16 - 3rd Race

Race (15:00 Time) started at 14:50:15

Croft 2.100 miles

22/08/2021 14:40



Lap	Time of Day	Lap Tm	SFSpd
(50) Clive WOOD			
1	14:51:49.240	1:31.712	99.9
2	14:53:13.776	1:24.536	99.4
3	14:54:35.403	1:21.627	100.6
4	14:55:57.179	1:21.776	100.0
5	14:57:17.893	1:20.714	100.3
6	14:58:40.136	1:22.243	100.8
7	15:00:02.899	1:22.763	100.3
8	15:01:25.046	1:22.147	100.2
9	15:02:49.482	1:24.436	97.1
10	15:04:12.782	1:23.300	99.0
11	15:05:38.524	1:25.742	85.1

Lap	Time of Day	Lap Tm	SFSpd
(7) Steve DICKENS			
1	14:51:49.496	1:31.396	101.4
2	14:53:14.900	1:25.404	100.6
3	14:54:36.739	1:21.839	101.1
4	14:55:58.768	1:22.029	100.9
5	14:57:21.589	1:22.821	100.6
6	14:58:46.121	1:24.532	100.0
7	15:00:09.840	1:23.719	101.1
8	15:01:34.451	1:24.611	100.6
9	15:02:58.080	1:23.629	100.6
10	15:04:21.847	1:23.767	100.3
11	15:05:46.370	1:24.523	100.3

Lap	Time of Day	Lap Tm	SFSpd
(47) Peter RICHINGS			
1	14:51:50.407	1:31.422	102.3
2	14:53:15.773	1:25.366	101.8
3	14:54:39.797	1:24.024	102.5
4	14:56:04.280	1:24.483	102.0
5	14:57:27.423	1:23.143	102.5
6	14:58:51.276	1:23.853	102.5
7	15:00:14.566	1:23.290	102.9
8	15:01:39.020	1:24.454	102.8
9	15:03:01.820	1:22.800	102.6
10	15:04:26.105	1:24.285	102.1
11	15:05:49.508	1:23.403	101.1

Lap	Time of Day	Lap Tm	SFSpd
(17) Alan COOK			
1	14:51:48.157	1:31.914	98.8
2	14:53:14.942	1:26.785	98.5
3	14:54:40.220	1:25.278	97.5
4	14:56:05.223	1:25.003	98.7
5	14:57:28.717	1:23.494	98.0
6	14:58:52.581	1:23.864	98.8
7	15:00:17.136	1:24.555	99.3
8	15:01:42.115	1:24.979	98.4
9	15:03:06.124	1:24.009	99.0
10	15:04:30.877	1:24.753	99.1
11	15:05:55.534	1:24.657	99.0

Lap	Time of Day	Lap Tm	SFSpd
(4) Steven CHAPLIN			
1	14:51:54.482	1:34.814	98.3
2	14:53:22.179	1:27.697	94.0
3	14:54:49.517	1:27.338	97.0
4	14:56:16.801	1:27.284	96.8
5	14:57:43.587	1:26.786	97.5
6	14:59:11.649	1:28.062	98.3
7	15:00:37.163	1:25.514	98.1
8	15:02:03.231	1:26.068	97.0
9	15:03:28.738	1:25.507	97.7
10	15:04:54.047	1:25.309	99.3
11	15:06:20.098	1:26.051	98.3

Lap	Time of Day	Lap Tm	SFSpd
(84) Michelle HAYWARD			
1	14:51:55.440	1:35.411	88.0
2	14:53:24.381	1:28.941	88.6
3	14:54:52.695	1:28.314	88.5
4	14:56:18.654	1:25.959	90.2
5	14:57:44.488	1:25.834	89.0
6	14:59:12.969	1:28.481	90.0
7	15:00:38.864	1:25.895	87.6
8	15:02:05.051	1:26.187	87.5
9	15:03:30.379	1:25.328	90.1
10	15:04:55.569	1:25.190	89.7
11	15:06:23.614	1:28.045	83.2

Lap	Time of Day	Lap Tm	SFSpd
(66) Adrian LESTER			
1	14:52:00.022	1:38.211	102.3
2	14:53:27.789	1:27.767	103.1
3	14:54:54.331	1:26.542	103.6
4	14:56:20.759	1:26.428	103.1
5	14:57:46.091	1:25.322	103.2
6	14:59:12.969	2:02.543	80.7
7	15:01:16.431	1:27.797	103.1
8	15:02:41.982	1:25.551	103.9
9	15:04:08.644	1:26.662	102.9
10	15:05:35.298	1:26.654	103.7
11	15:07:00.652	1:25.354	102.8

Lap	Time of Day	Lap Tm	SFSpd
(76) Morris HART			
1	14:51:54.276	1:34.484	89.5
2	14:53:24.008	1:29.732	88.8
3	14:54:53.174	1:29.166	88.8
4	14:56:20.737	1:27.563	88.8
5	14:57:56.905	1:36.168	81.4
6	14:59:28.820	1:31.915	81.1
7	15:01:00.480	1:31.660	81.0
8	15:02:32.109	1:31.629	79.2
9	15:04:04.097	1:31.988	81.7
10	15:05:37.696	1:33.599	82.5
11	15:07:10.280	1:32.584	81.4

Lap	Time of Day	Lap Tm	SFSpd
(62) John LAMBERT			
1	14:51:58.019	1:36.952	87.4
2	14:53:30.697	1:32.678	87.5
3	14:55:03.319	1:32.622	86.9
4	14:56:35.090	1:31.771	87.4
5	14:58:06.611	1:31.521	87.5
6	14:59:37.642	1:31.031	88.1
7	15:01:08.402	1:30.760	87.7
8	15:02:39.120	1:30.718	87.7
9	15:04:10.467	1:31.347	86.9
10	15:05:41.766	1:31.299	87.0

Lap	Time of Day	Lap Tm	SFSpd
(53) Paul FREEMAN			
1	14:52:03.125	1:41.393	88.6
2	14:53:37.045	1:33.920	89.0
3	14:55:09.800	1:32.755	89.1
4	14:56:41.984	1:32.184	89.1
5	14:58:13.653	1:31.669	89.4
6	14:59:45.082	1:31.429	89.6
7	15:01:15.882	1:30.800	89.8
8	15:02:46.876	1:30.994	89.6
9	15:04:17.756	1:30.880	89.1
10	15:05:48.390	1:30.634	89.2

Lap	Time of Day	Lap Tm	SFSpd
(5) Neil CHAPMAN			
1	14:52:04.019	1:41.286	88.8
2	14:53:38.745	1:34.726	90.0

Lap	Time of Day	Lap Tm	SFSpd
3	14:55:12.234	1:33.489	89.0
4	14:56:44.648	1:32.414	89.7
5	14:58:17.786	1:33.138	88.9
6	14:59:49.658	1:31.872	88.8
7	15:01:21.839	1:32.181	89.6
8	15:02:55.575	1:33.736	89.2
9	15:04:30.211	1:34.636	87.8
10	15:06:04.130	1:33.919	86.4

Lap	Time of Day	Lap Tm	SFSpd
(54) Barry WEBB			
1	14:52:02.043	1:41.445	85.7
2	14:53:36.221	1:34.178	85.4
3	14:55:09.391	1:33.170	84.4
4	14:56:43.771	1:34.380	84.2
5	14:58:18.539	1:34.768	85.7
6	14:59:50.593	1:32.054	85.6
7	15:01:22.773	1:32.180	85.3
8	15:02:56.006	1:33.233	85.6
9	15:04:30.725	1:34.719	85.8
10	15:06:04.494	1:33.769	85.6

Lap	Time of Day	Lap Tm	SFSpd
(25) Martin WALKER			
1	14:52:04.101	1:43.130	84.0
2	14:53:38.419	1:34.318	84.0
3	14:55:13.239	1:34.820	84.3
4	14:56:47.016	1:33.777	84.6
5	14:58:20.324	1:33.308	84.1
6	14:59:53.212	1:32.888	84.7
7	15:01:25.728	1:32.516	85.1
8	15:02:58.458	1:32.730	84.0
9	15:04:31.413	1:32.955	84.7
10	15:06:04.993	1:33.580	85.4

Lap	Time of Day	Lap Tm	SFSpd
(87) Samantha EVANS			
1	14:52:06.889	1:44.159	87.4
2	14:53:45.861	1:38.972	87.4
3	14:55:21.654	1:35.793	87.4
4	14:56:55.273	1:33.619	87.4
5	14:58:29.408	1:34.135	87.3
6	15:00:02.981	1:33.573	83.8
7	15:01:38.317	1:35.336	88.2
8	15:03:12.644	1:34.327	87.8
9	15:04:44.270	1:31.626	88.2
10	15:06:15.066	1:30.796	88.3

Lap	Time of Day	Lap Tm	SFSpd
(42) Pippa TANNER-WOOD			
1	14:52:07.386	1:43.454	85.3
2	14:53:46.179	1:38.793	86.4
3	14:55:22.032	1:35.853	86.5
4	14:56:57.453	1:35.421	85.3
5	14:58:31.846	1:34.393	85.7
6	15:00:06.374	1:34.528	85.6
7	15:01:41.688	1:35.314	86.6
8	15:03:14.844	1:33.156	85.9
9	15:04:46.200	1:31.356	86.6
10	15:06:18.339	1:32.139	85.8

Lap	Time of Day	Lap Tm	SFSpd
(52) Roger WATTON			
1	14:52:07.734	1:44.281	88.8
2	14:53:46.754	1:39.020	87.4
3	14:55:23.493	1:36.739	87.7
4	14:56:58.628	1:35.135	84.8
5	14:58:33.497	1:34.869	87.3
6	15:00:07.781	1:34.284	87.5
7	15:01:44.036	1:36.255	87.5
8	15:03:18.401	1:34.365	88.1



DDMC Battle of Britain meeting

Clubmans Register

Croft 2.100 miles

Race 16 - 3rd Race

22/08/2021 14:40

Race (15:00 Time) started at 14:50:15

Lap	Time of Day	Lap Tm	SFSpd	Lap	Time of Day	Lap Tm	SFSpd	Lap	Time of Day	Lap Tm	SFSpd
9	15:04:53.402	1:35.001	82.4								
10	15:06:29.137	1:35.735	87.3								

(60) Trish HUNTER

1	14:52:09.152	1:45.552	82.6
2	14:53:50.359	1:41.207	83.1
3	14:55:29.762	1:39.403	82.3
4	14:57:10.268	1:40.506	83.4
5	14:58:50.696	1:40.428	84.2
6	15:00:29.690	1:38.994	83.5
7	15:02:09.064	1:39.374	83.5
8	15:03:46.943	1:37.879	81.3
9	15:05:24.316	1:37.373	82.6
10	15:07:01.254	1:36.938	80.7

(71) Cody TREE

1	14:51:48.634	1:30.043	96.7
2	14:53:11.825	1:23.191	97.5
3	14:54:34.232	1:22.407	97.7
4	14:55:55.817	1:21.585	97.1
5	14:57:17.402	1:21.585	97.7
6	14:59:01.266	1:43.864	

(20) Mathieu GAUTHIER-THORNTON

1	14:52:01.135	1:39.334	82.1
---	--------------	----------	------

Clerk of the Course

Sig : Time:
Chief Timekeeper : Ian Sharp (SMART Timing)

Results available at www.smart-timing.co.uk and www.speedhive.com

Printed: 22/08/2021 15:09:12

Orbits





DDMC Battle of Britain meeting

Lapchart

Clubmans Register

Croft 2.100 miles

Race 16 - 3rd Race

22/08/2021 14:40

Race (15:00 Time) started at 14:50:15



Competitors	Laps												
		0	1	2	3	4	5	6	7	8	9	10	11
Alan COOK (17)	1	17	17	71	71	71	71	50	50	50	50	50	50
Clive WOOD (50)	2	50	71	50	50	50	50	7	7	7	7	7	7
Steve DICKENS (7)	3	7	50	7	7	7	7	47	47	47	47	47	47
Cody TREE (71)	4	71	7	17	47	47	47	17	17	17	17	17	17
Peter RICHINGS (47)	5	47	47	47	17	17	17	71	4	4	4	4	4
Steven CHAPLIN (4)	6	4	76	4	4	4	4	4	84	84	84	84	84
Morris HART (76)	7	76	4	76	84	84	84	84	76	76	76	66	66
Michelle HAYWARD (84)	8	84	84	84	76	76	66	76	62	62	66	76	76
Barry WEBB (54)	9	54	62	66	66	66	76	62	53	66	62	62	62
Martin WALKER (25)	10	25	66	62	62	62	62	53	66	53	53	53	53
John LAMBERT (62)	11	62	20	54	54	53	53	66	5	5	5	5	5
Paul FREEMAN (53)	12	53	54	53	53	54	5	5	54	54	54	54	54
Mathieu GAUTHIER-THORNTON (20)	13	20	53	25	5	5	54	54	25	25	25	25	25
Adrian LESTER (66)	14	66	5	5	25	25	25	25	87	87	87	87	87
Samantha EVANS (87)	15	87	25	87	87	87	87	87	42	42	42	42	42
Neil CHAPMAN (5)	16	5	87	42	42	42	42	42	52	52	52	52	52
Roger WATTON (52)	17	52	42	52	52	52	52	52	60	60	60	60	60
Trish HUNTER (60)	18	60	52	60	60	60	60	60					
Pippa TANNER-WOOD (42)	19	42	60										
-	20												
-	21												
-	22												
-	23												

Clerk of the Course

Sig : Time:
Chief Timekeeper : Ian Sharp (SMART Timing)

Results available at www.smart-timing.co.uk and www.speedhive.com

Printed: 22/08/2021 15:09:47

Orbits

